

TOWN OF GORHAM  
2010 – 2011 TOWN REPORT  
SUMMARY

## TABLE OF CONTENTS

	Page
Contact Information	1
Schedule of Meetings	4
Frequently Asked Questions	5
Report of the Town Manager	8
Assessing Department Report	12
Baxter Memorial Library Report	13
Code Enforcement Office Report	14
Fire/Rescue Department Report	15
GoCat Report	16
Planning Department Report	19
Police Department Report	20
Public Works Department Report	21
Recreation Department Report	23
Town Clerk's Report	25
Outstanding Real Estate Taxes	27
Outstanding Personal Property Taxes	47
Outstanding Sewer Utility Summary	49
Financial Statements	50

## CONTACT INFORMATION AND DEPARTMENT HOURS

Town Website Address: [www.gorham-me.org](http://www.gorham-me.org)

<u>Department</u>		<u>Phone Number</u>	<u>Hours</u>
Town Clerk's Office		222-1670	M-W 8:30-4:00, Th 8:30-6:30,
	<b>Fax</b>	839-5036	Fri 8:30-1:00pm
Assessing Department		222-1600	M-Th 8:30-4:30, Fri 8:30-4:30
	<b>Fax</b>	839-4793	
Code Enforcement		222-1605	M-Th 8:30-4:30, Fri 8:30-4:30
	<b>Fax</b>	839-4793	
Finance Department		222-1610	M-F 8:30-4:30
	<b>Fax</b>	839-5048	
Planning Department		222-1620	M-F 8:30-4:30
	<b>Fax</b>	839-7711	
Recreation Department		222-1630	M-F 8:30-4
	<b>Fax</b>	839-7752	
GOCAT Studio		222-1641	Varies based on need
Town Manager		222-1650	M-F 8:30-4:30
	<b>Fax</b>	839-5408	
Welfare Department		222-1656	By apt. only Mon - Wed 9-3:30
Public Safety (Fire/Police)		839-5581	Emergencies-24hrs/7 days a week Office: M-F 8:30-4:30
Baxter Memorial Library		839-5031	Mon 1-7, Tue 9-7, Wed 1-7, Thurs 9-7, Fri 9-4, Sat 9-1 <i>Closed Sundays</i>
Public Works		892-9062	<i>Mid April-Mid Oct:</i> M-Th 6-5,
	<b>Fax</b>	893-2092	Fri 7-3:30 <i>Mid Oct-Mid April:</i> M-F 7-3:30

## **TOWN COUNCIL**

Matthew J. Robinson, Chairman – 2013  
24 Sanborn Street  
839-7101  
[mrobinson@gorham.me.us](mailto:mrobinson@gorham.me.us)

D. Brenda Caldwell, Vice Chair - 2012  
8 Ridgefield Drive  
839-3076  
[bcaldwell@gorham.me.us](mailto:bcaldwell@gorham.me.us)

Philip T. Gagnon Jr. – 2013  
91 Gordon Farms Rd.  
650-8182  
[pgagnon@gorham.me.us](mailto:pgagnon@gorham.me.us)

Matthew Mattingly– 2012  
91 South Street  
839-5843  
[mmattingly@gorham.me.us](mailto:mmattingly@gorham.me.us)

Noah F. Miner – 2011  
32 Green St.  
839-9571  
[nminer@gorham.me.us](mailto:nminer@gorham.me.us)

Michael J. Phinney - 2011  
16 Apple Lane  
(w) 839-3336 (h) 839-4493  
[mphinney@gorham.me.us](mailto:mphinney@gorham.me.us)

John A. Pressey - 2013  
1 Wilmers Way  
839-0900  
[jpressey@gorham.me.us](mailto:jpressey@gorham.me.us)

## **SCHOOL BOARD**

Dennis Libby, Chairman – 2011  
9 Queen Street  
892-8315  
[dennisl@gorhamschools.org](mailto:dennisl@gorhamschools.org)

Roger L. Marchand, Vice Chairman - 2013  
150 South Street  
839-6622  
[rogerm@gorhamschools.org](mailto:rogerm@gorhamschools.org)

James J. Hager, Jr. - 2012  
13 Newton Dr.  
839-2338  
[jimh@gorhamschools.org](mailto:jimh@gorhamschools.org)

Kyle P. Currier - 2013  
6 Aspen Lane  
839-3832  
[kylec@gorhamschools.org](mailto:kylec@gorhamschools.org)

Katherine A. Garrard - 2011  
11 Ledge Hill Rd.  
839-8342  
[kathyg@gorhamschools.org](mailto:kathyg@gorhamschools.org)

Polly C. Shields - 2011  
24 Highmeadow Dr.,  
894-5149  
[pollys@gorhamschools.org](mailto:pollys@gorhamschools.org)

Janet Williams – 2011  
116 Queen Street  
839-4671  
[janetw@gorhamschools.org](mailto:janetw@gorhamschools.org)

## **SUPERINTENDENT OF SCHOOLS**

Ted Sharp  
75 South St., Ste. 2  
222-1000  
[Ted\\_Sharp@gorham.k12.me.us](mailto:Ted_Sharp@gorham.k12.me.us)

## **LEGISLATIVE CONTACTS**

### **STATE SENATOR (DISTRICT 6)**

Senator Philip Bartlett, II  
141 South Street  
Gorham, ME 04038  
839-7827  
[SenPhilipBartlett@Legislature.maine.gov](mailto:SenPhilipBartlett@Legislature.maine.gov)

### **STATE REPRESENTATIVE (DIST. 129)**

Jane Knapp  
P.O.Box 123.  
Gorham, ME 04038  
839-3880  
[RepJaneKnapp@Legislature.maine.gov](mailto:RepJaneKnapp@Legislature.maine.gov)

### **STATE REPRESENTATIVE (DIST. 130)**

Linda Sanborn  
170 Spiller Road  
Gorham, ME 04038  
839-4664  
[RepLindaSanborn@Legislature.maine.gov](mailto:RepLindaSanborn@Legislature.maine.gov)

### **U S REPRESENTATIVE (DIST. 1)**

Chellie Pingree  
57 Exchange St., Suite 302  
Portland, ME 04101  
774-5019  
<http://pingree.house.gov>

### **UNITED STATES SENATORS**

Olympia J. Snow  
3 Canal Plaza  
P.O. Box 188 DTS  
Portland, ME 04112  
Telephone: (207) 874-0883  
[olympia@snowe.senate.gov](mailto:olympia@snowe.senate.gov)

Susan M. Collins  
202 Harlow Street, Room 204  
P.O. Box 655  
Bangor, ME 04402  
Telephone: (207) 945-0417  
[www.collins.senate.gov](http://www.collins.senate.gov)

## ANNUAL SCHEDULE OF MEETINGS

<b>Board/Commission</b>	<b>Schedule</b>	<b>Time</b>	<b>Location</b>
Town Council	First Tuesday of the month. If additional meetings or workshops are necessary- 3 <sup>rd</sup> Tuesday of the month	7:00pm	Gorham Municipal Center-Council Chambers
Planning Board	Usually the first Monday of the month – Occasionally third Monday	7:00pm	Gorham Municipal Center-Council Chambers
Board of Health	Meets as needed		
Board of Appeals	Usually the third Thursday of the month	7:00	Gorham Municipal Center-Council Chambers
Board of Assessment Review	Meets as needed		
Fair Hearing Board	Meets as needed		
Gorham Cable Television Committee	4 times annually-dates to be determined		Gorham Municipal Center
Gorham Parks & Conservation Committee	Meets as needed		
Recycling Committee	Meets as needed		Public Works Office
Gorham Economic Development Corporation	Usually second or third Wednesday of each month	8:00am	Gorham Municipal Center
Baxter Memorial Library Board of Trustees	Usually the second Thursday of the month	6:30pm	Baxter Memorial Library

## **FREQUENTLY ASKED QUESTIONS**

### **When are my taxes due?**

Taxes are normally due November 15<sup>th</sup> and May 15<sup>th</sup>. The Town Council may occasionally change these dates if they fall on a weekend.

### **How can I view my property tax bills?**

You can access this information by going to the Town's website [www.gorham-me.org](http://www.gorham-me.org). From the homepage go to "Town Departments" and then click on "Assessing Department". Scroll down to find the link for "Real Estate and Personal Property Tax Bills". Choose the desired year you would like to view. Choose the file with the first letter of the property owner's last name as of April 1<sup>st</sup>. If you are printing a copy of the tax bill, be sure to choose "print current page" or "print selected record" on the printer menu so you don't print the entire file.

### **How can I view my property assessment information?**

You can access this information by going to the Town's website [www.gorham-me.org](http://www.gorham-me.org). From the homepage go to "Town Departments" and then click on "Assessing Department". Scroll down to "Current Property Tax Data (Vision)". Click on the link to view information on property, including assessed value and photo of building(s).

### **Do I have to apply for the Homestead Exemption or Veterans Exemption every year?**

No. Once approved, your Homestead Exemption is in place and will carry over from year to year. If you move, you will have to submit an application for the new property.

### **Where can I get a burn permit?**

Weather permitting; residents are able to obtain burning permits during the hours of 8:30am to 4:30pm, Monday through Friday and on Saturday and Sunday from 8:30am to 12:00pm at NO CHARGE. Burn permits are also available at no charge (only during the above listed hours) from the Town of Gorham website at [www.burningpermit.com](http://www.burningpermit.com).

At other times you are able to obtain burning permits from <http://www.maineburnpermit.com> at a fee of \$7.00, 24 hours a day, 7 days a week.

### **What do I need to get my car registered?**

For **FIRST** time registrations, the person or persons to whom the vehicle is being registered must come in to process the registration. Anyone can re-register a vehicle.

Proof of Insurance from your Insurance Company can be e-mailed to [townclerk@gorham.me.us](mailto:townclerk@gorham.me.us) or faxed to 839-5036.

**If purchased from a Maine dealer:**  
Blue Copy of Title Application

Green Sales Tax Form  
Lease agreement (If a leased vehicle)  
Proof of Insurance  
Old Registration (if old plates are being used)  
Maroney Label (Window sticker if a brand new vehicle)  
Current Mileage

**If purchased in a private sale:**

Bill of sale  
Previous owner(s) original title assigned to you on the back by the seller or the blue copy of your title application from a lending institution  
Lien Release (if needed)  
Proof of Insurance  
Sales Tax must be paid to Town Office  
Current Mileage

**If previously registered out of State:**

Out of State Title or lien holder's address  
Lease agreement (If a leased vehicle)  
Out of State Registration  
Proof of Insurance  
Current Mileage

**Paperwork for Vehicle Re-registration**

Old Registration  
Proof of Insurance  
Current Mileage

**Do you accept credit cards?**

The Town of Gorham offers the convenience of accepting credit cards for payments. A non-refundable convenience fee will be applied to cardholders who wish to pay via credit card or debit card. The Town has accepted debit cards for payments in the past without a convenience fee; however, the fees charged to the town by the bank to process these transactions have steadily increased. A convenience fee will be required in order to allow the town the option to accept payments via credit card or debit card. The fee will be disclosed at the time of the transaction payment with the option for the cardholder to decline the fee and make the payment via check or cash. The fee will be 2.45% of the transaction amount (with a \$1.50 minimum) except for payments made with a Visa consumer check/debit card (not a Visa credit card) which will have a flat fee of \$3.95.

**How can I obtain a passport?**

As of May 1, 2011 and until further notice, the Town Clerk's Office will no longer be accepting passport applications due to changes in the Western Hemisphere Travel Initiative. Passport photos may still be obtained in the Town Clerk's Office. Applications may be processed at the Gorham Post Office.



**What types of services are available online?**

[www.gorham-me.org](http://www.gorham-me.org)

Many services that are available at the Municipal Center are also available online and some are listed below. Depending on your need, there are also many forms and applications on the website from the various Department pages.

**Vehicle Re-registrations:** There is a link to “Rapid Renewal” on the online transactions page.

**Online Dog Licenses:** There is a link provided on the online transactions page.

**Hunting/Fishing Licenses and ATV/Snowmobile/Boat Registrations:** There is a link provided on the online transactions page.

**When will my trash be picked up? What if there is a holiday?**

There are several different trash pick up days, depending on where you live. You can look up your area by logging onto the Town website and going to the “Trash and Recycling Information” link from the Public Works Department page. You will also find alternate schedule information as well as other useful information on recycling.

**Who do I contact if I come across a stray dog or cat?**

You can reach the Animal Control Officer by calling Dispatch at 839-5581.

## **REPORT OF THE TOWN MANAGER**

It is my pleasure to provide the Annual Report for the fiscal year beginning July 1, 2010 through June 30, 2011 to the Town Council and the citizens of Gorham.

On a day back in May 1736, John Phinney and his son Edmund traveled up what is now the Presumpscot River and turned into the mouth of the Little River to settle Narragansett Number 7, what would later become the Town of Gorham. The Town was officially incorporated on October 24, 1762, and became the 20<sup>th</sup> Town in Maine with a population of 340. This past May of 2011, the Town celebrated its 275th anniversary of the founding of Gorham. What is especially notable is that one of the descendants of the original John Phinney served on the Town Council this past year. I would also note that many other current residents of Gorham are also descendants of the original founders of Gorham. In the midst of preparing for our celebration, the Town was informed by the U.S. Census Bureau that the 2010 population had grown to 16,381. This is a 15.84% increase over the past 10 years. Gorham has now moved up from the 16<sup>th</sup> largest community in Maine to 15<sup>th</sup> and surpassed the City of Waterville in population within the last decade.

The new fiscal year got off to an unusual start when Gorham was hit by a tornado in July. Although there was significant property damage in areas of the community, no serious injuries were reported. An extensive clean-up from the storm event was undertaken by the community and our Public Works Department.

Over the past 12 months, the weak economic recovery continued to plod ahead. Sixty-eight permits were issued for new single family homes and condominiums during this period. While that number is better than the 27 permits issued for the 2008/09 year and also a little better than last year's 62 permits, it is still very weak compared to the 132 permits issued as recently as 2005. Central Maine Power invested in a new auto transformer and made additional improvements at its electrical substation located off Straw Road, which resulted in an unexpected contribution to a relatively strong increase in new taxable value. However, what should have been a positive impact to the local Town budget was offset when the State took revenue sharing money, which by law belonged to Towns, to solve its budget problems. That slight-of-hand cost the Town of Gorham over \$320,000. Still, after painful but thoughtful deliberations, the Town Council approved a 2010-2011 fiscal year budget that kept the property tax rate unchanged. This was the 4<sup>th</sup> year in a row with no increase in the property tax rate.

While the weak economic recovery continued to challenge the Town, progress was made on many issues important to the community. The first phase of the Gorham East/West Corridor Study, which commenced in 2008, was completed in the spring of 2011. This study was a three year effort that began when the Towns of Gorham and Scarborough and Cities of South

Portland and Westbrook asked the Maine Department of Transportation and Maine Turnpike Authority to conduct a study to build on improvements made with the Bernard P. Rines Highway that created a Bypass around Gorham Village. The Bernard P. Rines Highway produced the intended result of reducing traffic congestion in Gorham Village but did not address traffic congestion in other areas of the transportation corridor. This study concluded that a coordinated effort involving Land Use Planning, which includes planning for enhanced mass transit options such as public bus service and train service, along with additional roadway capacity, would all be needed to provide a more efficient, sustainable and less congested transportation system. A second study to identify specific projects is expected to start in the fall of 2011.

Construction on the new Elementary School located off Route 237 continued throughout the year. The State is funding 89.9% of this project, while local tax payers are providing 9.6% and a grant is paying 0.6% of the costs. On February 1, 2011, the Town Council, at the recommendation of the School Department, named the new elementary school the Great Falls Elementary School. As the fiscal year was coming to a close, the School Department was making plans to occupy the new building, close the White Rock School, and realign the students among the Village, Narragansett and new Great Falls Elementary schools to start the new school year.

The Town also began the implementation of the Chick Property Master Plan. The Chick property is located on lower Main Street, and the Public Safety Building and Narragansett School are sited on the property. In September 2008, the Town Council approved an updated long range Master Plan for the property. That Master Plan included enhanced parking, a new road from Main Street (Route 25) to Gray Road (Route 202), multi-purpose playing fields and a safety improvement that provided a separation between the Narragansett School Bus drop off from the road that parents and teachers use. This past year, the first phase of that plan was constructed. The project included construction of a storm water detention pond, construction of a new parking lot, construction of part of an additional parking lot, and construction of the road from Main Street to Gray Road. During the year, the Council also asked the voters to authorize funds to implement a second phase of the Master Plan. However, in June, the voters turned that project down.

A separate but related building project made improvements to the Public Safety Building by installing a metal roof and adding several dormers to provide more space. A third project installed photo voltaic cells on the roof of the Public Safety Building. The voltaic cells are intended to generate 21,528 kilowatt-hours of electricity per year from the sun. This project was substantially paid for with a \$78,960 Community Development Block Grant from Efficiency Maine Trust.

The Town also purchased and installed new financial software to replace the software program that had been purchased in the mid-1990s. This new software will allow better integration with other windows based programs and enhance our ability to provide on-line services to the community, including making it easier to allow payments for many services on-line.

In June 2010, the voters approved a \$3 million bond for road projects and authorized borrowing \$450,000 to purchase a new Squad Truck. Those bonds were successfully issued in the summer with an attractive interest rate of 2.718% for a term of 17 years. In addition to purchasing the new Squad Truck, the Town also reconstructed Finn Parker Road and North Gorham Road during the construction season.

This past year the Town accepted 4 new public roads that added 1.34 miles of roads to be maintained. The 4 new roads include:

- Emma Lane
- Chick Drive
- MaryAnn Drive
- Wagner Farm Road

As I reported in my last Annual Report, in June 2010, the Town Council made a decision to take possession of a property located at 27 Preble Street that had been owned by Gamma Omega of Phi Kappa Sig Fraternity. Over the years, the owners had failed to pay their property taxes and had 4 years' worth of matured tax liens with approximately \$27,000 owed to the Town. In addition, there had been past violations of the life safety code and the Police had been called to the property many times because of activity associated with the property. This past October, the Town accepted bids for the property and sold it. However, the Town Council inserted a restriction in the deed that prevented its reuse as a Fraternity in the future.

In preparation for the future, the Town Council asked the Portland Water District to conduct a Sewer study for the eventual extension of sewer out South Street. The Council received the Study in August 2010. While the study provides a good plan for the future, the cost of extending the sewer was approximately \$11.1 million to \$14 million depending on the option. Because of the large capital cost, constructing the sewer extension will present a real challenge for the Town and will probably require a number of years of careful financial planning.

The Town also made numerous changes to various Ordinances. Some of the more salient changes addressed regulations for small wind energy systems, regulations of Fraternity and Sorority Housing, and updates to the Administrative Code.

I am also very pleased to report that the Town received a Certificate of Financial Achievement for Financial Reporting for the 7<sup>th</sup> year in a row. Gorham is one of only 10 communities in Maine to receive this distinguished certificate.

I would like to take a moment to thank the many volunteers who continue to serve our community as coaches in our Recreation Programs or as helpers at Baxter Memorial Library and in other areas of the Town. I would also like to thank the Gorham citizens who serve as members of various Boards and Committees. Their contributions greatly enhance the quality of life in Gorham and make Gorham a very special place to live and work.

It is also appropriate to recognize our employees and express my sincere appreciation for their continued dedication and commitment to the Gorham community.

I would like to conclude my report on one special note. This past year, three Gorham Police Officers retired. Bob Mailman worked for the Town for 29 years, Wayne Coffin for 35 years, and David Kearns for 40 years. Combined, they provided 104 years of service to Gorham. Their dedication and commitment to Gorham, along with their experience, will be missed.

Respectfully Submitted,  
David O. Cole  
Town Manager

## ASSESSING DEPARTMENT

The Assessing Department assigns and updates tax values on existing and new taxable real and personal property and finalizes the tax rolls for commitment purposes. We establish and provide information including property tax value and map/lot numbers and addresses and create updated tax maps each year. We also administer tax exempt and tax reduction programs and answer a variety of questions as needed.

### TOWN OF GORHAM, MAINE Property Tax Rates – All Direct and Overlapping Governments (Per \$1,000 of Assessed Value) Last Ten Fiscal Years

Fiscal Year	<u>Direct</u>		<u>Overlapping</u>	
	Municipal Tax Rate	School Tax Rate	County Tax Rate	Total Tax Rate
2000	5.84	13.94	0.72	20.50
2001	6.05	14.59	0.76	21.40
2002	4.58	12.20	0.62	17.40 *
2003	4.92	12.76	0.72	18.40
2004	5.09	13.56	0.75	19.40
2005	5.06	14.20	0.74	20.00
2006	5.76	12.98	0.76	19.50
2007	6.04	12.61	0.75	19.40
2008	4.95	10.46	0.59	16.00**
2009	4.98	10.4	0.62	16.00
2010	5.17	10.09	0.64	15.90
2011	5.25	10.05	0.60	15.90

Source: Gorham Assessing Office.

\* The drop in the tax rate for fiscal year 2002 was the result of revaluation.

\*\* The drop in the tax rate for fiscal year 2008 was the result of a Town wide value adjustment for all real property tax parcels.

## BAXTER MEMORIAL LIBRARY

The Baxter Memorial Library is a cultural and educational institution which exists to serve as a community resource center meeting the needs of its citizens of all ages for information, enjoyment and life-long learning. Through its association in the MINERVA Library Consortium, the Baxter Memorial Library has access to books and resources from around the state, making it truly a library without walls.

FISCAL YEAR		2007	2008	2009*	2010**	2011
<i>CHECKOUTS</i>		68,713	68,652	69,746	71,358	71,705
<i>RENEWALS</i>		18,300	19,812	19,850	18,773^	15,623^
<i>Interlibrary Loans BORROWED</i>	For our patrons	8,567	12,035	14,551	12,198	12,649
<b><i>TOTAL BML CIRC</i></b>		<b>95,580</b>	<b>100,499</b>	<b>104,147</b>	<b>102,329</b>	<b>99,977</b>
<i>Interlibrary Loans LENT</i>	To other libraries	5,578	8,910	11,903	11,980	14,182
<b>GRAND TOTAL</b>		<b>101,158</b>	<b>109,409</b>	<b>116,050</b>	<b>114,309</b>	<b>114,159</b>
<i>INTERNET USE SESSIONS #</i>		14,547	15,869	13,381	8,574	8,253
<i>REFERENCE QUESTIONS</i>		9,713	7,687	14,570	17,119	16,823
<i>NEW PATRONS</i>		901	1,047	1,054	967	930
<i>TOTAL PATRONS</i> as of 6/30/11	<b>6265</b>					
<i>PROGRAM ATTENDANCE</i>		5,080	3,822	5,200	4,905	4996
<i>LIBRARY ATTENDANCE</i> (estimated)		48,550	54,520	56,108	66,040	66,910

# The Internet Use sessions figure excludes sessions of patrons wireless access which is available at the Baxter Memorial Library 24/7 both inside the library and from our patio and parking lot. We are unable to get tangible statistics on wireless access.

\*The library was open 3 less hours (reduced to 47 per week) beginning 7/1/08 due to budget cuts.

\*\*The library was open 4 less hours (reduced to 43 per week) beginning 9/14/09. Interlibrary loan was suspended for 6+ weeks due to lack of statewide delivery service mid July – August 2009.

^ As a convenience to our patrons and to align with Minerva loan periods, we increased our book loan period to 3 weeks in November 2009. This has decreased the number of renewals and, therefore, our total circulation. In FY 2011, our checkouts have remained stable and our interlibrary loan activity increased by 11%.

# Town of Gorham

## Code Enforcement Department

Municipal Center Room 143

75 South Street, Suite 1

Gorham, Maine 04038

(207) 222-1605

(207) 839-4793 Fax

[www.gorham-me.org](http://www.gorham-me.org)



**DAVID TWOMEY**

CODE ENFORCEMENT OFFICER

[ccushman@gorham.me.us](mailto:ccushman@gorham.me.us)

**FREEMAN ABBOTT**

Assistant Code Officer

[fabbott@gorham.me.us](mailto:fabbott@gorham.me.us)

**ANGELA T. FALL**

Administrative Assistant

[afall@gorham.me.us](mailto:afall@gorham.me.us)

## Code Enforcement Office

As Code Enforcement Officer David Twomey, I offer the following for the fiscal year end 2010/2011. The following services are provided by the Code Enforcement Office: review applications and issue permits (building, electrical, plumbing, septic system, sign and use permits), conduct inspections pertaining to the aforementioned, assist the public with zoning matters, assessing information, (copies, deeds, etc.), investigate complaints and enforce ordinances, codes and certain state laws, provide staff support for the Zoning Board of Appeals. The CEO sits on the Site Plan Review Committee and confers with the Planning Department. The CEO and Assistant CEO reviews building plans and proposals going to the Planning Board and Site Plan Review Committee in addition to compliance regarding Planning projects on-going and completed, along with working closely with the Fire Department to ensure compliance with related codes, administer the Small Community Grant Program for the replacement of malfunctioning septic systems for qualified applicants, work in conjunction with the State Electrical Inspectors Office, State Planning Office and the DEP to ensure compliance with relevant state and local laws and ordinances. The CEO interprets ordinances and codes and makes determinations on ambiguous or questionable parts thereof (subject to appeal). This office has seen a slight increase in activity in the last few months of this fiscal year end.

### Fiscal Year Breakdown

	<u>00/01</u>	<u>01/02</u>	<u>02/03</u>	<u>03/04</u>	<u>04/05</u>	<u>05/06</u>	<u>06/07</u>	<u>07/08</u>	<u>08/09</u>	<u>09-10</u>	<u>10-11</u>
SINGLE FAMILY HOMES	108	180	135	88	92	85	58	38	26	58	63
CONDO'S	8	0	0	7	32	27	2	9	1	4	5
COMMERCIAL	22	24	21	31	17	25	24	19	17	14	19
<b><u>TOTALS</u></b>	<b><u>138</u></b>	<b><u>204</u></b>	<b><u>156</u></b>	<b><u>126</u></b>	<b><u>141</u></b>	<b><u>137</u></b>	<b><u>84</u></b>	<b><u>66</u></b>	<b><u>44</u></b>	<b><u>76</u></b>	<b><u>87</u></b>



## FIRE/RESCUE DEPARTMENT

The Gorham Fire/Rescue Department provides the following services to our citizens through 10 fulltime personnel, 2 Secretaries, 1 Fire Chief, 1 Deputy Fire Chief, 2 Call Deputies, 1 part time Fire Inspector and 100 call company members: Fire Suppression, Emergency Medical Services at the Paramedic level, Hazardous Materials and Weapons of Mass Destruction response, Confined Space Rescue, Water Rescue, Extrication, Fire Prevention and Education, Code Enforcement and Inspections of all Fire Codes and Plan review.

Call Reason	2004	2005	2006	2007	2008	2009	%	2010	%
Medical Emergencies	993	971	1091	1190	1222	1325	50.57%	1518	53.93%
Motor Vehicle Crashes with PI	168	189	182	211	196	192	7.33%	210	7.46%
Fire Mutual Aid	324	360	422	214	522	520	19.85%	437	15.52%
Paramedic Intercepts	67	92	110	95	82	49	1.87%	37	1.31%
Fire Alarms	124	119	119	99	140	125	4.77%	146	5.19%
Auto Fires	9	15	9	18	10	6	0.23%	11	0.39%
Lines Down ( Cable/Power/Phone)	24	48	63	135	108	42	1.60%	57	2.02%
Confined Space Stand By	30	3	21	31	41	24	0.92%	40	1.42%
Smoke in Building	13	17	8	17	12	11	0.42%	14	0.50%
Smoke Investigation Outside	25	20	20	15	24	34	1.30%	22	0.78%
Spills / Leaks	12	8	13	12	26	5	0.19%	15	0.53%
Water Problems	21	35	18	134	28	86	3.28%	12	0.43%
Reported Structure Fires	13	19	24	24	20	20	0.76%	33	1.17%
Arson	1	1	5	4	1	0	0.00%	0	0.00%
Check the Well Being	15	8	8	0	0	5	0.19%	1	0.04%
Chimney Fires	12	12	9	6	11	14	0.53%	16	0.57%
CO Alarms	14	13	16	18	24	23	0.88%	23	0.82%
Dumpster Fires	1	1	2	0	0	0	0.00%	0	0.00%
Electrical Emergency Desk Box	10	8	6	11	1	4	0.15%	3	0.11%
Elevator Emergency	10	2	10	11	9	13	0.50%	12	0.43%
Woods/Grass Fires	22	30	21	26	18	6	0.23%	23	0.82%
Haz-Mat Desk Box	4	5	4	5	6	3	0.11%	3	0.11%
Gas Problem Outside	1	2	0	8	10	4	0.15%	11	0.39%
Gas Problem in Structure	14	11	13	14	13	5	0.19%	31	1.10%
Industrial Accident	0	0	0	0	0	0	0.00%	0	0.00%
Water Rescue	0	0	1	2	1	2	0.08%	1	0.04%
Unattended/Unpermitted Burning		48	25	32	38	37	1.41%	41	1.46%
Unknown Substance Threat		2	3	12	0	0	0.00%	0	0.00%
Fire Other Still Box					62	47	1.79%	50	1.78%
Fire Other Desk Box					26	14	0.53%	24	0.85%
Portland Jet Port 7244					10	2	0.08%	1	0.04%
Fire Task Force					0	0	0.00%	0	0.00%
PVHMT Out of Town Response					2	2	0.08%	0	0.00%
Asst. Gorham PD								23	0.82%
<b>Totals</b>	<b>1927</b>	<b>2039</b>	<b>2223</b>	<b>2407</b>	<b>2663</b>	<b>2620</b>		<b>2815</b>	

**Gorham Access Television & Technology**  
**GGETV Channel 3 (Government/Education) – [www.gorham-me.org](http://www.gorham-me.org)**  
**GOCAT Channel 2 (Community Access) – [www.gocat.org](http://www.gocat.org)**

*Production Studio located at Gorham Municipal Center  
Gorham Access provides 4 wireless Internet zones at the Municipal Center*

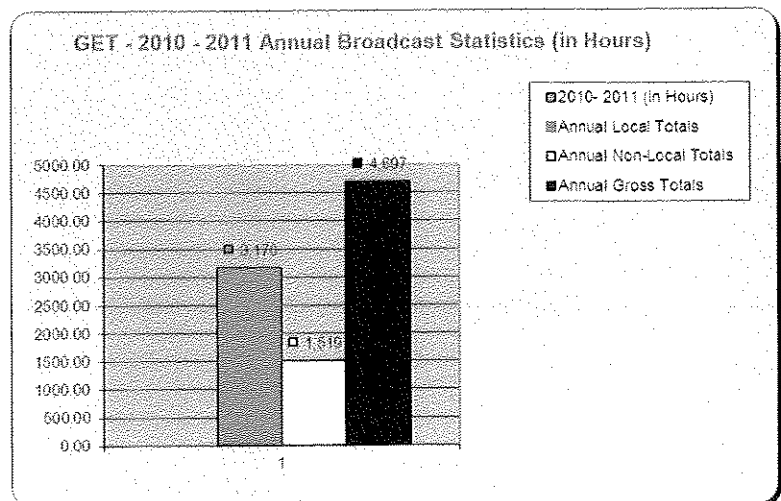
**Mission Statement:**

**To be a communication resource for use by the Town and its citizens.**  
Gorham Access staff maintains the broadcast and technical functions for two PEG  
(Public/Educational/Government) TV stations.

**Channel 3** – the government and education station is staffed by GOCAT and records and re-broadcasts municipal and school meetings as well as information provided by county and state departments. Staff maintains a “bulletin board” that provides official information pertinent to citizens regarding governmental affairs. The Town website for GGETV is updated weekly. Staff assists Town & School Department in requests for informational productions, media support: set-up of equipment, designing presentations, video edits, and media duplication. Station Manager maintains technical operations and repairs for the TV Studio and broadcast functions for both channels.

**Programming Statistics Channel 3: Gorham Government/Education**

New Broadcast – (Locally produced by Staff) Town – 8 hours/month  
County – 3 hours/month      Other (school & other agencies) – 4 hours/month  
Re-Broadcast of governmental programming.  
Average/week 90.3 hours      Average/year: 4697 hours  
Bulletin Board runs between program gaps 24 hours a day.



**Channel 2** – the community side provides training and equipment to residents wishing to create their own media presentations. GOCAT Studio houses the production suite and multiple computer workstations that provide a range of technology related software.

GOCAT staff works with citizens, the Gorham Business & Civic Exchange, University of Southern Maine, non-profits, and civic organizations to produce local programming. Productions feature guest lecturers, special events, local talk, arts, sports, and informational shows. Gorham Access is the steward of the community video archives and receives frequent requests for media duplication. Staff maintains the community “bulletin board” providing announcements of station programming, local events and services.

### **Programming Statistics Channel 2: Gorham Community Access**

New Broadcast –( Locally produced by Staff & Citizens ) – 3 hours/month

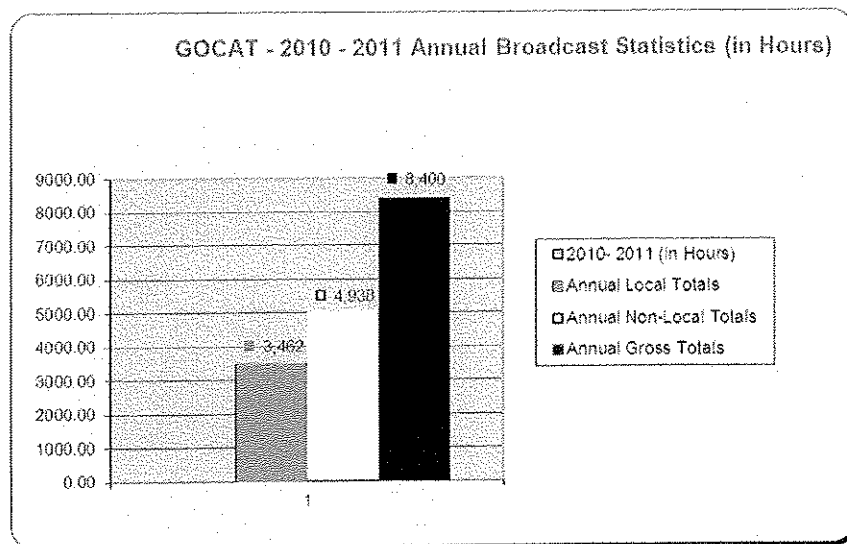
Re-Broadcast programming.

Average/week 161.5 hours

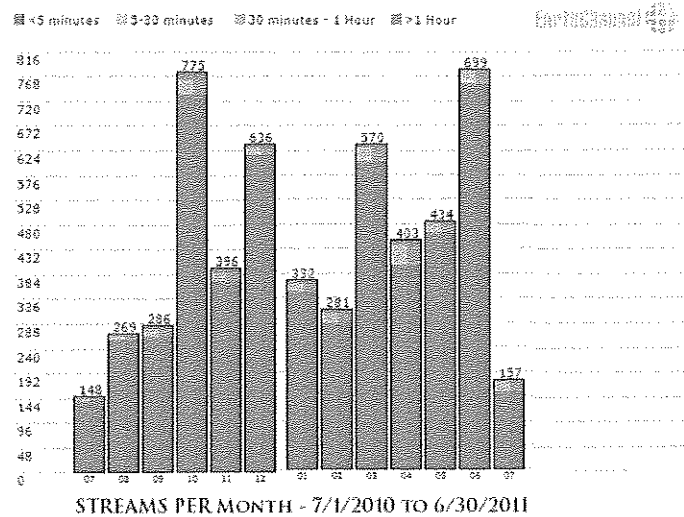
Average/year: 8400 hours

Bulletin Board runs between program gaps 24 hours a day.

- New Broadcast – Staff and citizen produced shows
- Monthly Alternative Programming- other access TV/ civic/ labor / political action
- *Bulletin Board* runs between program gaps 24 hours a day (not included in graph).



**Programming Statistics Earth Channel Stream**  
On-demand and live video stream – 7/1/10 – 6/30/11



**Programming Statistics YouTube.com/gorhamtimes**

Streaming video available through the Internet:  
43 uploads from GOCAT with 4036 views since joining in Dec. 2008

**Staff:**

- 1 full time -Station Manager/ Production & Technical Director
- ½ time -Media Specialist
- Auxiliary/On call –Videographers / Production Assistants
- Volunteers

**Major Equipment:**

*Video Equipment:* Digital Video Cameras, Digital Still Cameras, Non-Linear Edit Systems, Remote Camera Systems, and a Field Production System

*Computers:* 6 Apple / 6 PC, variety of production and graphics software

*Sound Equipment:* Public Address System, Microphones, Audio Mixers, and sound processing software

*Proprietary Broadcast Video Computer Systems:* Compix (text and image generator), Scala (bulletin board), Leightronix:Nexus (video server), Telvue:Princeton Server (video server), Earth Channel video encoder (streaming for Internet)

*Internet zones:* Gorham Access provides 4 wireless Internet zones at the Municipal Center

# TOWN OF GORHAM PLANNING DEPARTMENT

## Statistical Summary for FY2011

The Planning Department provides planning assistance and technical support to the Planning Board, the Site Plan Review Committee, the Town Council and the general public. The staff coordinates the review of all proposed land use development applications requiring approval by the Planning Board or Site Plan Review Committee. The Department also oversees special planning projects, the development and adoption of new ordinances and amendments to the Land Use and Development Code, as well as the Official Zoning Map of the Town.

During the current fiscal year, the Planning Department has processed applications for 30 new developments and amendments to previously approved projects, and 13 applications carried forward from 2010, for a total of 43: 23 have been approved, 7 were withdrawn, and 13 were carried forward for completion in FY 2012. The Planning Board and staff also prepared and/or reviewed 15 proposed zoning amendments, with 8 being adopted by the Town Council, 1 not being adopted, and 6 being carried forward for completion in FY 2012.

- **Development Activity**

Beginning of FY 2011	No. of Applications Pending	16
July 1, 2010 – To Date	No. of New Applications Submitted	30
July 1, 2010 – To Date	No. of Applications Approved	23
July 1, 2010 – To Date	No. of Applications Withdrawn	7

---

- **Applications Approved by Type (July 1, 2010 – June 30, 2011)**

Subdivisions	2	Private Ways	2
Subdivision Amendments	5	Street Acceptances	3
Major Site Plans	6	Mineral Extraction Amendment	1
Administrative Reviews	6	Special Exception Uses	2
Telecom Tower	0		

- **New Lots/Units & Roads Approved**

Number of New Subdivisions Created	2
Number of New Lots and Units Approved	19
a. residential subdivision lots	19
b. commercial subdivision lots	0
c. condo units	0
d. private way lots	3-7
Number of New Private Ways Approved	2
Number of New Public Streets Accepted	3
Number of Potential New Public Roads Approved	1

- **Zoning Ordinance & Map Amendments**

Amendments to the Land Use & Development Code	9
---	---

- **Grant Applications**

CDBG	Little Falls/South Windham Streetscape
CDBG	Village Building Facades

## GORHAM POLICE DEPARTMENT

The Gorham Police Department consists of 23 sworn officers and 2 civilian employees and provides the following services: Routine police patrol enforcing state laws and local ordinances, investigates all crimes that occur within or impact the community, investigates all motor vehicle accidents, prepares and presents to the District Attorney all cases that warrant prosecution, conducts background investigations prior to the issuance of concealed weapons permits or Town required permits, instructs various classes to students in grades K-12 as well as teaching the DARE curriculum to the Village School, works collectively with other Municipal departments or civic organizations to help address their concerns, assists other local, state, or federal law enforcement agencies as needed, provide various reports to requesting parties and enforce animal control laws and ordinances.

**Value of Stolen Property: \$238,859.00      Value of Recovered Property: \$79,723.00**

### Index Crimes:

Vehicle Theft      13	Robbery      2
Assault      94	Burglary      61
Rape      4	Larceny      122
Domestic Assault      42	

### Ages and Sex of Persons Arrested:

#### Age:

10-12	2 Male	0 Female
13-14	18 Male	4 Female
15	23 Male	2 Female
16	13 Male	3 Female
17	22 Male	3 Female
18	44 Male	18 Female
19	33 Male	20 Female
20	54 Male	16 Female
21	32 Male	4 Female
22	17 Male	5 Female
23	19 Male	9 Female

#### Age:

24	8 Male	4 Female
25-29	56 Male	12 Female
30-34	59 Male	9 Female
35-39	28 Male	8 Female
40-44	28 Male	19 Female
45-49	21 Male	15 Female
50-54	12 Male	6 Female
55-59	5 Male	6 Female
60-64	5 Male	0 Female
65+	2 Male	0 Female

**Traffic Summonses Issued:**      2059

**Traffic Warnings Issued:**      767

### Motor Vehicle Accidents:

**Parking Tickets Issued:**      127

Personal Injury:      118  
 Property Damage:      361  
 Fatal Accidents      1

## PUBLIC WORKS DEPARTMENT

The Town of Gorham's Public Works Department is primarily responsible for the maintenance of over 143 miles of Town roads and 14.98 miles of State roads. This road maintenance work includes, but is not limited to, the maintenance of pavement (summer and winter), markings and striping, signage, bridges, culverts, ditches, traffic lights, trees, picking up dead animals and trash in the roadway, mowing of grass within the roadway, cleaning of catch basins, and street sweeping. In addition to roadway maintenance, Public Works also conducts capital road improvement projects, building, cemetery and facility maintenance, cemetery burials, mowing and trimming of Town grounds, and oversees the curbside collection "Pay-Per-Bag" and recycling program. Public Works, through the Public Works Director, assists with development plan review and construction and coordinates the Town's GIS Program. Public Works also assists every other Town Department and the School System in a variety of capacities when needed.

ROADS		PLOW ROUTES		SIDEWALKS	
Number	283	Number	13	No. of Miles	23.30 (Est.)
Dead Ends and Turning Circles	149	Average Length	11.8 miles	Miles Plowed In Winter	14.03 miles
Thru Roads	126	Average Time to Complete	4 hours		
Total Town Miles	143.4				
Total State Miles	14.98				

CEMETERIES	ACREAGE	PUBLIC AREAS	ACREAGE
Dow Road	1.51	Baxter Library, Museum & Gorham Times	0.25
Eastern	10.31	Fort Hill Park	5.00
Fort Hill	1.42	Gorham Middle School	4.00
Little Falls	0.21	Little Falls Recreational Area	12.01
North St.	2.85	Little Falls School	6.09
Sapling Hill	1.76	Public Safety Build. & Narragansett School	26.53
Shaws Mill	0.13	North Gorham Fire Station	0.29
Smith	0.1	Phinney Park	0.41
South Gorham	2.09	Robie Gym	0.54
		Robie Park	4.10
South Street	0.82	New Gorham Municipal Center	0.25
Hillside Cemetery	8.82	Village School	10.6
TOTAL ACRES	30.02	West Gorham Fire Station	0.31
		White Rock Fire Station	0.45
		White Rock School	8.56
		Public Works & Landfill	37.8
		PTA Building	2.
		Shaw Park	6
		Gorham High School	4
		TOTAL ACRES	129.19

**PUBLIC WORKS DEPARTMENT  
TRANSFER STATION  
SOLID WASTE AND RECYCLING**

The Public Works Department maintains the two existing closed landfills, including the administration of the required water testing program.

The transfer station is open for grass clipping drop-off during normal business hours and is open by appointment noon to 1 p.m. Monday through Thursday for the disposal of motor oil. The transfer station is also open during two Saturdays in the spring and two Saturdays in the fall for brush disposal.

The Pay-Per-Bag curbside program began in July 1, 2002 and includes the collection of solid waste and recyclable materials. The current 5-year average tonnage of solid waste brought to EcoMaine from the Town of Gorham is 2,257.54 tons. 162,500 15-gallon trash bags and 94,000 33-gallon trash bags were sold in FY11.



## RECREATION DEPARTMENT

Gorham Recreation Department provides people of all ages opportunities for activities and experiences that support healthy living and community involvement. The Department offers wide a variety of youth and adult sports programs, family outdoor recreation opportunities including hiking, biking, skiing, canoeing and a host of community special events including concerts, festivals, holiday celebrations and camp activities for grades K-8 on a year round basis.

### ***GORHAM REC DEPARTMENT ACTIVITIES***

<u>Adult Programs</u>	<u>Participants</u>	<u>Family /Community Events(Con't)</u>	<u>Participants</u>
31 Sr. Activities	418	Burn off the Turkey 5k	
Men's +30 Basketball (# of visits)	403	Cardboard Sledding Contest	285
Men's League Basketball	131	Kiddie Gym (# of visits)	24
Adult Tennis	10	Town Tree Lighting	2500
Adult Fitness (# of visits)	3387	7 Tuesday Gazebo Concerts	600
Golf Fore Women	26	Memorial Day Parade participants, & spectators	525
Shaw Gym Walkers (# of visits)	1275		1400
Adult Softball	360	<u>Volunteers</u>	
Living Well class	14	Base/softball, soccer, basketball, And flag football coaches	
Bridge (# of visits)	1200	Community volunteers	355
GoCat Video Boot Camp	4	Maine Correctional/community services	200
Dog Training	67	College/ High school interns	48
Adult Volleyball	830		3
Zumba (# of visits)	5000		
<u>Baseball/Softball K-6</u>		<u>Before/After School Programs</u>	
T-Ball	104	After the Bell (average per day)	40
Farm League Baseball	121	Before the Bell (average per day)	15
Farm League Softball	64	Kinder Camp 36 WK School Year	25
Minor League Baseball	73	February Vacation Camp	113
Minor League Softball	24	April Vacation Camp	161
Cal Ripkin Baseball	120	December Vacation Camp	93
Babe Ruth Softball	56	Early Release Sept-May	619
Baseball/Softball Clinics	44	Snow Camp (7 storm events)	65
<u>Basketball K-7/8</u>	493	<u>Summer Camps</u>	
<u>Family/Youth/Community Events and Programs</u>		Jr. Summer Day Camp, average/day	45
Red Sox Games	160	Kids Summer Day Camp average/day	115
Celtics Game	53	Teen Extreme Summer Camp av./day	54
Run jump throw	8	Post-Gap Camp, average/day	30
Kiddie Kickers	48	Girls Summer Basketball	17
Mini Mitts	50	Boys Summer Basketball	19
Half pint hoops	46	Lil Lobbers Tennis	24
Red Cross babysitting	28	Youth Tennis Lesson	53
Babysitter Social	24	Youth Tennis Camp	13
		Junior Golf Camp	26
		Summer Track Club	23
		Coed Basketball Camp	14

<u>Youth Activities</u>		<u>Participants</u>		<u>Participants</u>
Mother/son Fishing Derby	58		<u>Soccer</u>	
Father/daughter Pedal Paddle Play	20		Soccer K-6	508
Half pint Hoops Basketball	36		Challenger soccer	106
Kiddie Kickers Soccer	55			
Mini Mitts Tee Ball	58			
Speed, agility balance clinic	cancelled			
First Swing Golf	55			
Youth Golf Club Rental	8			
Babysitter Social	24			
Babysitters Instruction	28			
Volleyball	54			
Flag Football	86			
Floor Hockey	100			
Jukado	156			
Mad Science	87			
Mad Science summer camp	18			
North Pole letters	88			
Pillo Hockey	58			
Tumble Kids	62			
Father/Son Fantasy Football	28			
Youth Wrestling	8			
<u>Skiing</u>				
Sunday River Trips	75			
Shawnee Peak	125			

PLEASE VISIT [www.gorhamrec.com](http://www.gorhamrec.com) FOR A COMPLETE  
LIST OF PROGRAMS AND ACTIVITIES

## TOWN CLERK

The Town Clerk's Department provides the following services; recreational and motor vehicle registrations, fishing and hunting licenses, property and excise tax collection, dog licenses, marriage licenses and marriage ceremonies, certified copies of birth, death, and marriage records, genealogy research, passport photos\*, notary services, town trash bag and curbside disposal tag sales, voter registration and petition verification. This office also coordinates and oversees all state and local Elections, sells cemetery plots and schedules burials for many cemeteries in town. The following licenses and permits are processed through the Town Clerk's Department; massage therapist/establishment, victualer's (food establishment), junkyard/automobile graveyard, liquor, special amusement, coin-operated amusement device, large outdoor event, waste/refuse haulers, mobile home park/campgrounds, sole proprietor & partnership certificates, and door to door solicitation.

\*The Town Clerk's office no longer processes passport applications. Please see [www.travel.state.gov](http://www.travel.state.gov) for passport processing locations.

### Total number of Vehicle Registrations processed:

Motor Vehicle Registrations	12,793*	All Terrain Vehicle Registrations	291*
Snowmobile Registrations	663*	Boat Registrations	721*
Trailer and Special Equipment	1,262*	Vehicle Title Applications	976
Duplicate registrations/lost plates	587		

\*Not including online transactions which are not issued through our office. Regular data uploads are required to be processed through the Town Clerk's office for the above online transactions.

### Total Number of Licenses/ Permits Issued:

Fishing and Hunting Licenses	1,060	Dog Licenses	2,371*
Massage Therapist/Establishments	10	Victualer's Licenses	31
Junkyard/Automobile Graveyard	9	Liquor Licenses	16
One Day Catering Liquor Licenses	15	Burial Permits	65
Mass Gathering Licenses	2	Waste Hauler Licenses	6
Mobile Home Park/Campground	4	Sole Proprietor/Partnership Cert.	14
Door to Door Solicitation Permits	3		

\*Not including dog licenses processed online, see number below. Online dog licenses are processed, issued and mailed to owners by the Town Clerk Department staff.

### Vital Records:

Certified copies of marriage, birth, and death records:	712
Marriage licenses issued and/or recorded:	82
Birth records recorded:	156
Death records recorded:	137
Marriage ceremonies conducted:	2
Genealogy searches conducted:	8

**Tax Collection:**

Excise Tax Transactions for Motor Vehicles:	12,793*
Sales Tax Transactions for Motor Vehicles:	1,491
Real Estate Tax Accounts:	6,860
Personal Property Tax Accounts:	295

\*Does not include registrations processed online

**Trash Bag and Curbside Disposal Tag Sales:**

Packages of Trash Bags	37
Small Curbside Collection Tickets	4
Large Curbside Collection Tickets	95

**Copies/Faxes/Street Maps/Notary services:**

Photocopy Fees Collected	151
Fax fees Collected	46
Documents Notarized for Citizens	201

**Miscellaneous Services:**

Passports Applications Processed	93
Passport Photos	66
Cemetery Lots Sold	22
Burials Scheduled	62

**The Clerk's Office conducted 2 Elections, certified signatures on 12 petitions containing 4,582 signatures and maintained the voter list for 11,774 registered voters.**

For your convenience, the Town Clerk's Office also offers several services that may be accessed online. The following is a summary of services provided from the Town of Gorham website from July 2010 to June 2011.

**Online Motor Vehicle Registrations: 2421**

**Online Boat Registrations: 80**

**Online Sno-mobile/ATV Registrations 219**

**Online Registrations**

*\*Please note that the online registration service can only be used for vehicles that have already been registered with the Town and have no changes.*

**Online Dog Licenses: 619**

*Online Dog licenses are processed by the Gorham Town Clerk's Department and mailed. Please note that after February 1, renewals of dog licenses must be done at the Municipal Center and can not be processed online.*

**TOWN OF GORHAM, MAINE  
REAL ESTATE TAXES**

As of: 06/30/2011

Acct	Name ----	Year	Amount Due
5197 R	1820 GLENWOOD LLC	2011	1,791.93
4469 R	ABBA INVESTMENT REALTY LLC	2011	10.57
5130 R	ABBA INVESTMENT REALTY LLC	2011	5.46
415 R	ACKER NATHAN H	2011	23.85
4707 R	ACKER NATHAN H	2011	95.40
6578 R	ACKER NATHAN H	2011	133.56
1247 R	AHLQUIST EARLE N TRUSTEE &	2011	0.08
1198 R	ALBAUM KIMBERLY	2011	489.50
704 R	ALDEN JOHN B &	2012	-0.06
851 R	ALEXANDER PHIL &	2011	574.68
6577 R	ALPINE REALTY CORP	2012	-27.00
5063 R	ANDREWS KATHRYN &	2011	2,407.62
2079 R	ANTONOWICZ TIMOTHY P &	2011	2,327.76
2079 L	ANTONOWICZ, TIMOTHY P &	2010	2,472.15
6531 R	AT & T MOBILITY	2012	-2.13
6785 R	ATKINSON BRUCE D &	2012	-0.10
3096 R	AVERY ANDREW H	2011	969.10
378 R	AVESTA HOUSING	2012	-0.22
3356 R	AVESTA HOUSING	2012	-2.73
3246 R	AYOTTE RANDY	2011	289.25
3086 R	BABB TODD M &	2011	470.64
3086 L	BABB, TODD M &	2010	333.82
2306 R	BACHELDER HENRY L	2012	-11.15
5142 R	BADALUCCO GERALD &	2011	104.14
1072 R	BARBER JASON	2012	-0.35
2526 R	BARR DONALD F &	2012	-0.25
629 R	BARRIS RONALD &	2012	-5.09
381 R	BATCHELDER-WRIGHT DONNA	2011	572.40
381 L	BATCHELDER-WRIGHT, DONNA	2010	656.58
381 L	BATCHEDLER-WRIGHT, DONNA	2009	665.63
381 L	BATCHEDLER-WRIGHT, DONNA	2008	672.53
381 L	BATCHEDLER-WRIGHT, DONNA	2007	626.31
2649 R	BCM NOMINEE TRUST	2011	1,150.36
4092 R	BEAULIEU STEVEN J &	2011	2,117.88
2796 R	BEAUMIER CALVIN C TRUSTEE	2011	459.51
6364 R	BEAUMIER DEVELOPMENT CORP	2012	-169.62
7017 R	BEAUMIER DEVELOPMENT CORP	2012	-169.62
2796 L	BEAUMIER, CALVIN C TRUSTEE	2010	538.32
2796 L	BEAUMIER, CALVIN C TRUSTEE	2009	545.56
2796 L	BEAUMIER, CALVIN C TRUSTEE	2008	552.03
2796 L	BEAUMIER, CALVIN C TRUSTEE	2007	511.57
4358 R	BEDELL STEPHEN &	2011	624.87
2199 R	BEDFORD FALLS ASSOCIATES	2011	3,302.72
2647 R	BEETY CATHY	2012	-0.01
293 R	BEGIN MELISSA	2011	748.09
7316 R	BENNETT MERRITT S &	2011	2,902.19

**TOWN OF GORHAM, MAINE  
REAL ESTATE TAXES**

As of: 06/30/2011

Acct	Name ----	Year	Amount Due
2020 R	BENNETT RICHARD L &	2012	-0.86
5871 R	BERNARD DANIEL A &	2012	-0.42
4053 R	BERRY DANNY &	2011	2,250.64
7086 R	BERRY DANNY L &	2011	420.55
563 R	BILODEAU LETA J	2011	746.50
4273 R	BISHOP NICOLE	2011	324.36
4273 L	BISHOP, NICOLE	2010	373.42
4273 L	BISHOP, NICOLE	2009	378.14
7150 R	BLACKWOOD ESTATES LLC	2011	141.51
7155 R	BLACKWOOD ESTATES LLC	2011	162.18
7155 L	BLACKWOOD ESTATES, LLC	2010	85.61
7156 R	BLACKWOOD ESTATES LLC	2011	128.79
7157 R	BLACKWOOD ESTATES LLC	2011	133.56
7158 R	BLACKWOOD ESTATES LLC	2011	135.15
7159 R	BLACKWOOD ESTATES LLC	2011	139.92
7161 R	BLACKWOOD ESTATES LLC	2011	149.46
7163 R	BLACKWOOD ESTATES LLC	2011	130.38
7164 R	BLACKWOOD ESTATES LLC	2011	144.69
7165 R	BLACKWOOD ESTATES LLC	2011	143.10
7166 R	BLACKWOOD ESTATES LLC	2011	135.15
7167 R	BLACKWOOD ESTATES LLC	2011	133.56
7168 R	BLACKWOOD ESTATES LLC	2011	133.56
7169 R	BLACKWOOD ESTATES LLC	2011	133.56
7170 R	BLACKWOOD ESTATES LLC	2011	135.15
7171 R	BLACKWOOD ESTATES LLC	2011	133.56
7172 R	BLACKWOOD ESTATES LLC	2011	133.56
7173 R	BLACKWOOD ESTATES LLC	2011	135.15
7174 R	BLACKWOOD ESTATES LLC	2011	143.10
7175 R	BLACKWOOD ESTATES LLC	2011	130.38
7176 R	BLACKWOOD ESTATES LLC	2011	133.56
7191 R	BLACKWOOD ESTATES LLC	2011	135.15
7193 R	BLACKWOOD ESTATES LLC	2011	160.59
1930 R	BLAKER DAVID &	2011	333.90
1930 L	BLAKER, DAVID &	2010	406.73
2907 R	BLAKESLEE SCOTT F &	2012	-2.88
484 R	BLENKHORN MARGARET R	2011	178.87
121 R	BODWELL ALDEN	2012	-42.85
641 R	BOIVIN FAMILY TRUST	2012	-1.89
4805 R	BOLLING PETER &	2011	8,234.61
4805 L	BOLLING, PETER &	2010	4,877.98
2341 R	BONNESON WADE R &	2012	-0.01
3653 R	BOUCHER JASON W	2012	-0.01
785 R	BOUCHER STEPHEN &	2011	178.08
1571 R	BOUFFARD CHARLES J-HEIRS OF	2012	-8.20
2841 R	BOWDER HANS &	2012	-0.83
7068 R	BOYINGTON ASSOCIATES LLC	2012	-0.10

**TOWN OF GORHAM, MAINE**  
**REAL ESTATE TAXES**

As of: 06/30/2011

Acct	Name ----	Year	Amount Due
5318	R BRAGG GEORGE C &	2011	331.07
3432	R BRIGGS PAMELA	2011	281.43
3432	L BRIGGS, PAMELA	2010	4.72
31	R BRIM PAUL S &	2012	-749.47
1600	R BROADBENT VICTORIA M	2011	2,128.99
4151	R BROADHURST RONALD A	2011	321.18
2876	R BROWN COLLEEN	2011	370.47
489	R BROWN DAVID R	2011	14.80
4296	R BROWN DAVID R	2011	95.40
928	R BROWN FLOYD J JR &	2011	182.85
7020	R BROWN FLOYD J JR &	2011	4,022.37
2542	R BROWN R LOVELL &	2012	-0.01
607	R BROWN REBECCA S &	2012	-0.01
4296	L BROWN, DAVID R	2010	156.88
1237	R BUOTTE ALMA M	2012	-0.01
1993	R BURNHAM CARL E	2011	917.43
2606	R BURNS ROSEMARIE	2011	383.19
2606	L BURNS, ROSEMARIE	2010	458.37
854	R BURT LAVERNE C	2011	3,092.00
2679	R BUSQUE PETER	2012	-647.73
2030	R BUTLER DAVID E &	2011	1,694.94
4542	R BUZZELL MARGARET F	2011	3,084.60
4542	L BUZZELL, MARGARET F	2010	3,234.39
3643	R CALIRI SERGIO A	2011	337.08
3643	L CALIRI, SERGIO A &	2010	154.62
4616	R CARON SCOTT	2011	168.54
4200	R CARPENTER JOAN E	2012	-0.72
1355	R CARROLL JAMES &	2011	202.72
6497	R CARTER NORVEN W &	2012	-0.01
1622	R CASEY RICHARD F &	2011	808.38
2180	R CATES PAULA	2011	591.18
5628	R CERINO JENNIFER J &	2011	3,563.19
3394	L CHAMBERLAIN, MATTHEW	2009	408.57
4965	R CHANDLER JOHN P &	2012	-0.01
4225	R CHARETTE MARIE	2012	-856.46
1002	R CHIASSON LAURENT &	2012	-0.25
2174	R CHILD NIKKI H &	2011	3,970.23
737	R CLEAVES ORMAN &	2011	504.03
3146	R CLEAVES ORMAN &	2011	1,052.77
50	R CLEMENS SUSAN M	2011	266.51
6512	L CLRS PROPERTIES	2010	11,191.93
6512	R CLRS PROPERTIES LLC	2011	10,629.15
4178	R COLE LUCY C	2012	-417.54
2476	R CONNORS JOSEPH L &	2012	-31.27
1114	R CONOLLY DENNIS J	2011	1,113.00

**TOWN OF GORHAM, MAINE  
REAL ESTATE TAXES**

As of: 06/30/2011

Acct	Name ----	Year	Amount Due
1114 L	CONOLLY, DENNIS J	2010	1,222.91
7055 R	COOK CATHERINE I	2012	-13.24
7057 R	COOK ROBERT W II &	2011	790.23
7057 L	COOK, ROBERT W II &	2010	241.51
7058 R	COOK ROBERT W II &	2011	723.45
7058 L	COOK, ROBERT W II &	2010	361.40
3412 R	COUSINS ROBERT W &	2012	-3.10
2477 R	COWAN KATHLEEN &	2012	-0.02
1549 R	CRANE BRENDA J	2011	1,349.11
1131 R	CROCKETT BROTHERS CORP	2012	-0.01
1613 R	CROSBY JOHN J &	2012	-0.09
6851 R	CROSS DONALD A &	2012	-30.00
1185 R	CRUZ EVELYN M &	2011	1.71
7334 R	CUNNINGHAM COLLEEN B	2012	-1.66
1359 R	CURRAN PAUL	2011	217.83
1359 L	CURRAN, PAUL	2010	111.91
1359 L	CURRAN, PAUL	2009	112.63
1359 L	CURRAN, PAUL	2008	117.52
1359 L	CURRAN, PAUL	2007	271.82
1359 L	CURRAN, PAUL	2006	109.87
4524 R	CURRIER POLLY A	2011	170.13
4524 L	CURRIER, POLLY A	2010	201.85
2465 R	CURTIS JASON A	2012	-3.75
4277 R	CURTIS WILLIAM I &	2011	1.00
2578 R	CUSACK PAMELA J	2011	479.38
6897 R	CYR BRENT D &	2011	3,177.61
4281 R	DACHOWSKI GEORGE H &	2011	2,396.13
4281 L	DACHOWSKI, GEORGE H &	2010	2,393.87
4281 L	DACHOWSKI, GEORGE H &	2009	2,429.48
4281 L	DACHOWSKI, GEORGE H &	2008	2,442.84
4281 L	DACHOWSKI, GEORGE H &	2007	2,255.30
4281 L	DACHOWSKI, GEORGE H	2006	2,202.92
4281 L	DACHOWSKI, GEORGE H	2005	2,364.04
4281 L	DACHOWSKI, GEORGE H &	2004	563.13
2754 R	DAGGETT CHARLES W JR	2011	1,966.83
2754 L	DAGGETT, CHARLES W JR	2010	1,944.14
2754 L	DAGGETT, CHARLES W JR	2009	1,008.97
5909 R	DAHLBORG THOMAS H &	2012	-10.85
4962 R	DAIGLE CLAUDE F JR LIVING TRUST	2012	-0.01
4884 R	DALTON JOEL C	2011	2,187.84
4884 L	DALTON, JOEL C	2010	2,325.57
4884 L	DALTON, JOEL C	2009	2,217.33
3346 R	DAVIS CATHERINE B	2011	4,349.19
5894 R	DEERING NEWELL &	2012	-0.01



**TOWN OF GORHAM, MAINE**  
**REAL ESTATE TAXES**

As of: 06/30/2011

Acct	Name ----	Year	Amount Due
4660 R	DENIS SUSAN &	2011	683.70
4660 L	DENIS SUSAN &	2010	773.18
4660 L	DENIS SUSAN &	2009	784.01
7160 R	DENNWOOD INVESTMENTS LLC	2011	138.33
7162 R	DENNWOOD INVESTMENTS LLC	2011	135.15
7160 L	DENNWOOD INVESTMENTS LLC	2010	201.85
7162 L	DENNWOOD INVESTMENTS LLC	2010	198.52
1820 R	DENSMORE JOHN C	2011	179.67
1820 L	DENSMORE, JOHN C	2010	155.04
1859 R	DENYER SUSAN	2011	269.38
7286 R	DESIGN DWELLINGS INC	2011	648.72
7368 R	DESIGN DWELLINGS INC	2011	2,113.11
5332 R	DEVEAU COLLEEN &	2011	508.80
5332 L	DEVEAU, COLLEEN &	2010	108.86
3984 R	DIBACCO RALPH W &	2011	208.29
749 R	DINGLEY SPRING ESTATES INC	2012	-0.03
3089 R	DINSMORE TERRANCE &	2011	268.71
3089 L	DINSMORE, TERRANCE &	2010	85.08
3650 R	DIONNE STEVEN	2011	235.32
3650 L	DIONNE, STEVEN	2010	303.46
3650 L	DIONNE, STEVEN	2009	307.11
3650 L	DIONNE, STEVEN	2008	312.70
3650 L	DIONNE, STEVEN	2007	288.22
3650 L	DIONNE, STEVEN	2006	283.93
3650 L	DIONNE, STEVEN	2005	283.08
3650 L	DIONNE STEVEN	2004	286.81
3650 L	DIONNE STEVEN	2003	276.41
3650 L	DIONNE, STEVEN	2002	251.39
3650 L	DIONNE, STEVEN	2001	186.36
3650 L	DIONNE, STEVEN	2000	176.96
3650 L	DIONNE, STEVEN	1999	172.91
3650 L	DIONNE, STEVEN	1998	169.34
6319 R	DOLLEY JASON S &	2012	-0.01
4841 R	DOLLOFF DONALD J &	2012	-0.01
3622 R	DOUCETTE LESTER L	2011	303.69
2169 R	DOUGHTY RAE A	2011	115.27
7467 R	DOUGHTY SARAH E &	2011	1,109.82
3612 R	DOUGLAS DEBORAH A	2011	2,197.51
3926 R	DOUGLASS GREGORY A &	2011	114.48
1159 R	DOUGLASS VERA G	2012	-0.01
1093 R	DOYLE EDWARD J &	2012	-0.70
2219 R	DOYLE WINFRED	2011	392.73
2219 L	DOYLE, WINFRED	2010	295.13
2219 L	DOYLE, WINFRED	2009	298.65
2219 L	DOYLE, WINFRED	2008	137.40

**TOWN OF GORHAM, MAINE  
REAL ESTATE TAXES**

As of: 06/30/2011

Acct	Name ----	Year	Amount Due
3115 R	DRESSER MARK F &	2012	-0.01
2688 R	DREW STEVEN L &	2011	1,070.07
7124 R	DUCHaine CHRISTOPHER L	2011	4,305.72
4125 R	DUCHaine SUSAN	2011	2,277.67
6005 R	DUCHaine SUSAN J	2011	159.00
7356 R	DUCHaine SUSAN J	2011	647.13
7366 R	DUCHaine SUSAN J	2011	745.71
7457 R	DUCHaine SUSAN J	2011	626.46
7458 R	DUCHaine SUSAN J	2011	626.46
7459 R	DUCHaine SUSAN J	2011	626.46
7460 R	DUCHaine SUSAN J	2011	626.46
7367 R	DUCHaine TIMOTHY B	2011	804.54
7124 L	DUCHaine, CHRISTOPHER L	2010	91.04
1239 R	DUGAS PHILIP A &	2012	-200.00
1778 R	DUNHAM TRESA	2012	-8.41
7069 R	DUNLEA TIMOTHY M &	2011	4,868.58
7069 L	DUNLEA, TIMOTHY M &	2010	5,157.21
3370 R	DYER DARRYL K &	2012	-30.00
2372 R	EATON DEBORAH E	2011	561.27
2372 L	EATON, DEBORAH E	2010	380.29
3368 R	ENGLANDER ALISON C	2011	1,253.26
6411 R	ENMAN CHARLES R JR &	2011	3,261.09
6411 L	ENMAN, CHARLES R JR &	2010	3,443.66
6827 R	ERNST PAMELA M &	2012	-0.02
4192 R	ERSEK JOHN &	2012	-61.06
1393 R	ESPOSITO LISA MARIE ET AL	2011	147.87
1961 R	ESPOSITO LISA MARIE ET AL	2011	257.58
3610 R	ESPOSITO LISA MARIE ET AL	2011	1,055.76
432 R	ESPOSITO NEIL W	2011	832.87
1843 R	ESTY MICHAEL B &	2011	1,814.19
6349 R	FALL GREGORY A &	2011	4,894.02
2461 R	FARMER GLORIA G	2012	-0.01
7292 R	FEDERAL NATIONAL MORTGAGE ASSOC	2011	127.20
7294 R	FEDERAL NATIONAL MORTGAGE ASSOC	2011	127.20
7295 R	FEDERAL NATIONAL MORTGAGE ASSOC	2011	127.20
7296 R	FEDERAL NATIONAL MORTGAGE ASSOC	2011	127.20
7297 R	FEDERAL NATIONAL MORTGAGE ASSOC	2011	127.20
7298 R	FEDERAL NATIONAL MORTGAGE ASSOC	2011	127.20
7299 R	FEDERAL NATIONAL MORTGAGE ASSOC	2011	127.20
7300 R	FEDERAL NATIONAL MORTGAGE ASSOC	2011	127.20
7301 R	FEDERAL NATIONAL MORTGAGE ASSOC	2011	127.20
7302 R	FEDERAL NATIONAL MORTGAGE ASSOC	2011	127.20
7309 R	FEDERAL NATIONAL MORTGAGE ASSOC	2011	127.20
7310 R	FEDERAL NATIONAL MORTGAGE ASSOC	2011	127.20
2678 R	FEDERAL NATIONAL MORTGAGE CORP	2012	-0.35
3386 R	FENG WANG YE &	2011	2,671.99

**TOWN OF GORHAM, MAINE  
REAL ESTATE TAXES**

As of: 06/30/2011

Acct	Name ----	Year	Amount Due
5156 R	FERRON MICHAEL R	2011	752.86
5156 L	FERRON, MICHAEL R	2010	-0.01
3891 R	FINOCCHIETTI KELLY J &	2011	920.63
53 R	FISHER ELISE M &	2011	1,873.81
4012 R	FITHIAN BRUCE	2012	-286.75
418 R	FLANNERY JUSTIN T	2011	1,820.55
3149 R	FLEURY CYNTHIA	2011	225.78
832 R	FLOWERS EMILY E	2012	-6.01
7038 R	FOGG DAVID A	2011	2,901.75
2012 R	FOGG DUSTIN THOMAS	2011	1,694.94
3250 R	FOGG KENNETH W &	2011	2,874.72
3250 L	FOGG, KENNETH W &	2010	1,725.64
2459 R	FORESIDE ENTERPRISES AND DEV	2012	-0.06
267 R	FORESIDE MANAGEMENT COMPANY	2012	-218.44
3487 R	FORTIER EDWARD J JR &	2011	2,421.57
2900 R	FORTIER JAMIE T	2011	583.53
2900 L	FORTIER, JAMIE T	2010	668.24
826 R	FRANCIS LUTHER B &	2012	-3.00
30 R	FRAZIER ROBERT R	2012	-0.15
7245 R	FRIEND DANA H	2011	1,116.18
7372 R	FST REALTY LLC	2011	4,070.82
3832 L	FST REALTY, LLC	2010	6,667.92
1053 R	FULLER ELEANOR T	2012	-0.01
4683 R	GAGNE KEVIN G &	2011	1,520.83
3059 R	GAGNE RONALD J &	2011	2,238.72
3059 L	GAGNE, RONALD J &	2010	2,228.97
3059 L	GAGNE, RONALD J &	2009	2,262.06
3059 L	GAGNE, RONALD J &	2008	2,274.80
3059 L	GAGNE, RONALD J &	2007	2,095.47
3656 R	GAGNON GEORGE W JR &	2012	-0.01
3550 R	GALE DENISE M &	2011	2,768.19
4845 R	GALE JEFFREY S	2011	472.59
6029 R	GALE ROBERT M	2011	882.45
3550 L	GALE, DENISE M &	2010	2,410.69
6029 L	GALE, ROBERT M	2010	981.39
5647 R	GALLANT CORINNE E	2012	-0.30
6102 R	GALLANT JOHN F &	2011	1,135.77
6309 R	GALLANT JOSEPH &	2011	4,498.11
4625 R	GALLANT KENNETH &	2012	-0.01
2267 R	GARNETT SHERRY	2011	1,962.06
2267 L	GARNETT, SHERRY	2010	1,915.76
3041 R	GAUDET RYAN &	2011	76.95
4027 R	GAVETT BRANDON W	2012	-0.53
1965 R	GCM INVESTMENTS INC	2011	4,768.41
7140 R	GERRY AUDREY	2011	849.06
3326 R	GIANDREA HERBERT S JR &	2012	-5.20

**TOWN OF GORHAM, MAINE  
REAL ESTATE TAXES**

As of: 06/30/2011

Acct	Name ----	Year	Amount Due
3063	R GILBERT DONALD J	2012	-0.28
6023	R GILBERT HOMES	2012	-0.01
3140	R GILMAN SUSAN E	2011	396.53
944	R GLIDDEN RYAN &	2011	175.69
1014	R GLIDDEN PROPERTIES LLC	2011	2,860.14
4564	R GOFAM LLC	2012	-1.59
2894	R GOOCH WILLIAM R	2012	-0.04
408	R GORE PAUL T &	2011	352.98
3859	R GORHAM PLAYHOUSE PROPERTIES LLC	2011	1,303.53
1375	R GORHAM SNO-GOERS	2011	118.45
1603	R GORHAM STATE DELTA CHI BLD CORP	2011	1,677.22
7050	R GORHAM VILLAGE GREEN LLC	2012	-0.45
1607	R GOSSOM ROSEMARY	2011	224.19
1607	L GOSSOM, ROSEMARY	2010	291.80
1607	L GOSSOM, ROSEMARY	2009	295.27
1607	L GOSSOM, ROSEMARY	2008	174.53
946	R GOTSCHLICH EMIL C &	2012	-2.37
1568	R GRANT-PAXSON ALICE L	2012	-4.12
6639	R GRAY RONALD J &	2012	-35.20
3592	R GREENLEAF RICHARD H &	2012	-0.13
6665	R GRONDIN KENNETH J JR	2011	2,675.17
3892	R GROVO GEORGE C &	2012	-0.29
3165	R HALLIDAY GENEVA	2011	1,184.89
5855	R HAMBLIN CALVIN H	2012	-3.95
6726	R HAMILTON MONIQUE D	2012	-0.01
2665	R HAMILTON PATRICIA	2011	96.68
1211	R HAMLIN LIBBY E	2011	240.08
7289	R HANSEN HANS C INC	2011	628.05
7290	R HANSEN HANS C INC	2011	539.01
7291	R HANSEN HANS C INC	2011	434.07
7303	R HANSEN HANS C INC	2011	418.17
7304	R HANSEN HANS C INC	2011	410.22
7305	R HANSEN HANS C INC	2011	422.94
7306	R HANSEN HANS C INC	2011	400.68
7307	R HANSEN HANS C INC	2011	402.27
7308	R HANSEN HANS C INC	2011	416.58
3986	R HANSON DONA	2011	652.43
4191	R HANSON DONA	2011	946.05
4191	L HANSON, DONA	2010	250.49
2064	R HARMON SILAS B JR	2011	1,427.82
2064	L HARMON, SILAS B JR	2010	1,552.71
2191	R HARRINGTON THOMAS W &	2012	-0.95
6408	R HARTWELL BENJAMIN E	2011	845.34
1538	R HARTWELL JOCELIA K	2011	5,031.08
2216	R HARTWELL JOCELIA K &	2011	2,090.85
7288	R HARTWELL JOCELIA K &	2011	173.85

**TOWN OF GORHAM, MAINE**  
**REAL ESTATE TAXES**

As of: 06/30/2011

Acct	Name ----	Year	Amount Due
4675	R HARTWELL KARL E &	2011	1,762.51
4257	R HAWKES CARLTON	2011	1,095.22
1311	R HAWKES JOHN T	2011	63.60
1311	L HAWKES, JOHN T	2010	356.76
1311	L HAWKES, JOHN T	2009	361.22
1311	L HAWKES, JOHN T	2008	367.02
1311	L HAWKES, JOHN T	2007	337.39
1311	L HAWKES, JOHN T	2006	332.57
1311	L HAWKES, JOHN T	2005	332.72
1311	L HAWKES JOHN T	2004	337.17
1311	L HAWKES JOHN T	2003	188.34
6496	R HAWRYLO JOHN S JR &	2011	3,924.66
6003	R HAYES LLOYD &	2011	3,712.65
6003	L HAYES, LLOYD &	2010	3,946.27
6003	L HAYES, LLOYD &	2009	3,146.85
2960	R HEDDESHEIMER PAUL D &	2012	-9.00
7178	R HERTEL VAN E JR	2011	292.56
7179	R HERTEL VAN E JR	2011	275.07
7180	R HERTEL VAN E JR	2011	289.38
7181	R HERTEL VAN E JR	2011	292.56
7182	R HERTEL VAN E JR	2011	306.87
7183	R HERTEL VAN E JR	2011	300.51
7184	R HERTEL VAN E JR	2011	294.15
7185	R HERTEL VAN E JR	2011	303.69
7186	R HERTEL VAN E JR	2011	254.40
7187	R HERTEL VAN E JR	2011	254.40
7188	R HERTEL VAN E JR	2011	257.58
7189	R HERTEL VAN E JR	2011	275.07
7190	R HERTEL VAN E JR	2011	294.15
7223	R HERTEL VAN E JR	2011	294.15
5002	R HETHCOAT JAMES G &	2011	1,976.37
5002	L HETHCOAT, JAMES G	2010	1,874.18
5002	L HETHCOAT, JAMES G	2009	1,901.85
5002	L HETHCOAT, JAMES G	2008	1,926.85
5002	L HETHCOAT, JAMES G	2007	1,761.48
5002	L HETHCOAT, JAMES G	2006	1,704.43
5002	L HETHCOAT, JAMES G	2005	1,807.61
5002	L HETHCOAT JAMES G &	2004	1,745.24
5002	L HETHCOAT JAMES G &	2003	1,672.44
5002	L HETHCOAT, JAMES G	2002	165.83
5663	R HEYER WILLIAM M &	2011	0.57
3239	R HICKS RICHARD A	2011	426.12
3239	L HICKS, RICHARD A	2010	480.02
7078	R HILL BRUCE K	2011	448.38
828	R HILL HELEN G	2012	-284.94
4388	R HILLOCK BARBRA E	2012	-0.92

**TOWN OF GORHAM, MAINE  
REAL ESTATE TAXES**

As of: 06/30/2011

Acct	Name -----	Year	Amount Due
4982 R	HILLOCK RONALD W	2011	1,659.96
4982 L	HILLOCK, RONALD W	2010	1,622.67
4982 L	HILLOCK, RONALD W	2009	1,646.49
4982 L	HILLOCK, RONALD W	2008	1,557.29
4982 L	HILLOCK, RONALD W	2007	1,708.21
4982 L	HILLOCK RONALD W	2006	147.94
4521 R	HOLLYWRIGHT LLC	2012	-3.71
6606 R	HOLMAN MITCHELL ALEXANDER	2011	372.06
6606 L	HOLMAN, MITCHELL ALEXANDER	2010	446.71
6609 R	HOLMAN MITCHELL ALEXANDER	2011	486.54
6609 L	HOLMAN, MITCHELL ALEXANDER	2010	566.64
6610 R	HOLMAN MITCHELL ALEXANDER	2011	480.18
6610 L	HOLMAN, MITCHELL ALEXANDER	2010	559.97
6612 R	HOLMAN MITCHELL ALEXANDER	2011	443.61
6612 L	HOLMAN, MITCHELL ALEXANDER	2010	521.66
6441 R	HOME CONSTRUCTION & FINANCE INC	2011	899.94
6449 R	HOME CONSTRUCTION & FINANCE INC	2011	898.35
6601 R	HOME CONSTRUCTION & FINANCE INC	2011	1,345.14
5733 R	HOOD GAIL E TRUSTEE	2011	922.11
4204 R	HOUPE ROBERT G &	2011	1,786.36
3327 R	HOYT JOHN R	2011	958.77
3327 L	HOYT, JOHN R	2010	1,061.34
6659 R	INNES CAROL D	2011	0.80
6468 R	INTERNATIONAL ESTATES LLC	2012	-0.01
272 R	IRINA I LLC	2011	9.68
6720 R	IRISH JAMES J	2011	831.57
6720 L	IRISH, JAMES J	2010	928.09
6244 R	IRISH MATTHEW S &	2012	-0.01
4389 R	IRISH OLIN K &	2011	3,990.90
5016 R	IRISH OLIN K &	2011	225.78
1827 R	IRISH REGINALD S JR	2011	844.29
1827 L	IRISH, REGINALD S JR	2010	941.41
4220 R	IRISH REGINALD S JR &	2011	1,176.60
4220 L	IRISH, REGINALD S JR &	2010	1,289.54
2792 R	JARMAN WARREN E	2011	915.84
7381 R	JENSEN JOHN B	2011	391.14
3050 R	JENSEN JONATHAN A	2011	0.44
2633 R	JOHNSON OLIN K JR &	2011	1,770.01
1502 R	JOHNSTON MIRIAM LARY	2012	-8.46
6668 R	JORDAN SALLY &	2012	-1.00
2690 R	K.P. GAGNON COMPANY LLC	2011	2,875.51
3948 R	KOZLOFF ANNE M	2011	279.84
6745 R	KASPRZAK LANDHOLDINGS INC	2012	-400.00
4587 R	KEEF LAURENCE J &	2012	-9.38
6841 R	KEEF PETER A	2012	-1.01
517 R	KELLER CHARLES	2011	481.77

**TOWN OF GORHAM, MAINE**  
**REAL ESTATE TAXES**

As of: 06/30/2011

Acct	Name -----	Year	Amount Due
1612	R KELSO MARK L	2012	-0.57
138	R KING MELISSA &	2011	372.06
138	L KING, MELISSA &	2010	446.71
138	L KING, MELISSA &	2009	452.55
138	L KING, MELISSA &	2008	200.94
4757	R KING ROBERT L &	2011	1,813.39
6548	R KLAR ROBERT H	2011	6.37
3948	L KOZLOFF, ANNE M &	2010	335.11
5520	R KRAMER JEFFREY S &	2011	3,960.69
5704	R KUNTZ STEVEN M	2011	1,609.08
3503	L LADEMAN, KATHLEEN M	2007	1,412.28
1133	R LAFOND MARY E	2011	558.09
1719	R LANDRE RICHARD A &	2011	255.99
1719	L LANDRE, RICHARD A &	2010	301.79
4558	R LANIGRA THOMAS &	2011	1,571.18
2881	R LAPIERRE CRAIG D &	2011	4,359.78
4185	R LARRIVEE GARY S &	2011	2,359.56
1163	R LARRIVEE THEODORE J MRS	2011	1,241.79
4185	L LARRIVEE, GARY S &	2010	2,505.47
1163	L LARRIVEE, THEODORE J MRS	2010	1,344.50
1289	R LARSEN CHRISTIAN R &	2012	-0.05
3856	R LAVIGNE JEANETTE R &	2011	920.61
3856	L LAVIGNE, JEANETTE R &	2010	566.81
4755	R LAWRENCE THOMAS E	2011	984.21
4644	R LAWRENCE WALTER F &	2012	-1.61
3865	R LEAVITT ANNA M &	2011	1,184.98
4860	R LEBLANC DOROTHY R &	2011	1,396.36
2111	R LECLAIR STEPHEN &	2012	-0.06
3070	R LECOURS MARY JANE I	2011	2,179.89
3070	L LECOURS, MARY JANE I	2010	448.92
2158	R LEGASPI LINDA M	2011	1,685.40
942	R LEGERE BUILDERS INC	2011	249.63
3625	R LEGERE BUILDERS INC	2011	239.29
4848	R LEGERE BUILDERS INC	2011	1,558.20
4926	R LEIGHTON DALE O &	2012	-1,126.02
4365	R LEMAY RACHEL	2011	247.94
2629	R LENDWAY CYNTHIA	2012	-13.52
7370	R LEO MICHELE M	2011	9.37
1824	L LEO, PAMELA J	2010	1,133.54
3503	R LETOURNEAU GUY &	2011	2,410.44
3503	L LETOURNEAU, GUY &	2010	2,582.09
3503	L LETOURNEAU, GUY &	2009	2,620.58
3503	L LETOURNEAU, GUY &	2008	2,634.63
3977	R LIBBY DIANA C	2011	1,903.71
2355	R LIBBY GAIL E & THOMAS LIBBY	2011	492.90

**TOWN OF GORHAM, MAINE  
REAL ESTATE TAXES**

As of: 06/30/2011

Acct	Name ----	Year	Amount Due
1557 R	LIBBY LESLIE	2011	330.72
1557 L	LIBBY, LESLIE	2010	230.17
1557 L	LIBBY, LESLIE	2009	115.45
934 R	LIBBY LISA	2011	613.74
3797 R	LIBBY WANDA F	2012	-3.35
2355 L	LIBBY, GAIL E & THOMAS LIBBY	2010	397.15
2538 R	LLOYD VICTORIA	2011	2,256.21
2538 L	LLOYD, VICTORIA	2010	2,420.52
327 R	LOCKE ANTHONY N	2012	-0.01
2822 R	LOGAN RAY	2011	1,715.79
4951 R	LOPEZ ROGER O &	2012	-0.01
1734 R	LOVEJOY MICHAEL JR	2011	472.23
1734 L	LOVEJOY, MICHAEL D SR &	2010	551.64
1001 R	LUKE JOSEPH C JR	2012	-0.01
3682 R	LUXTON SCOTT M &	2011	2,238.72
1773 R	MACDONALD KRISTINA LYNN	2011	1,372.17
1773 L	MACDONALD, KRISTINA LYNN	2010	1,494.42
1773 L	MACDONALD, KRISTINA LYNN	2009	1,407.42
6709 R	MAHL S CHRISTIANE	2012	-0.01
5217 R	MAINE MOBILE HOMES LTD.	2012	-0.01
4342 R	MAINELY INVESTMENTS	2011	6,838.47
225 R	MANGANARO JOSEPH A JR &	2011	427.93
1385 R	MARCHAND MICHAEL R &	2012	-2.55
6545 R	MAREAN SUSAN F	2011	4,013.16
6545 L	MAREAN, SUSAN F	2010	2,137.62
1881 R	MARKET TRADING COMPANY LLC	2011	213.20
901 R	MARSH ROBERT	2011	129.46
4029 R	MASON SCOTT A &	2011	1,968.42
4029 L	MASON, SCOTT A &	2010	2,095.71
2299 R	MAXWELL RAYMOND J &	2011	828.73
381 L	MAXWELL, RAYMOND C	2006	416.86
1086 R	MCCLURE DENNIS P &	2012	-2.53
6286 R	MCCORMACK GREGORY T	2011	2,323.78
368 R	MCCORMACK GREGORY T &	2011	1,504.93
5524 R	MCCORMACK GREGORY T &	2011	2,858.82
220 R	MCCRILLIS LESLIE G	2011	1,069.27
4113 R	MCDERMOTT SHAWN P &	2012	-0.01
319 R	MCDUFFIE RICHARD	2011	1,121.73
4528 R	MCFARLAND ROLAND J	2012	-494.84
463 R	MCGINNESS PAUL	2011	473.82
463 L	MCGINNESS, PAUL	2010	553.31
463 L	MCGINNESS, PAUL	2009	560.78
463 L	MCGINNESS, PAUL	2008	567.30
463 L	MCGINNESS, PAUL	2007	525.90
463 L	MCGINNESS, PAUL	2006	440.56



**TOWN OF GORHAM, MAINE  
REAL ESTATE TAXES**

As of: 06/30/2011

Acct	Name ----	Year	Amount Due
554 R	MCGOWEN LANI A &	2011	93.81
554 L	MCGOWEN LANI A &	2010	140.22
4612 R	MCINNIS MARTIN	2012	-116.34
4094 R	MCLAUGHLIN JANICE R	2011	1.37
358 R	MCLAUGHLIN LISA S	2011	47.70
1274 R	MEEHAN JOHN F &	2011	2,187.04
604 R	MEGA INDUSTRIES REALTY LLC	2012	-0.03
829 R	MEGGISON JANE	2011	3,076.65
2777 R	MELSON THOMAS	2012	-156.00
7250 R	MEROLA DENISE &	2012	-0.03
4474 R	MERRIFIELD CHESTER W JR &	2011	973.08
1587 R	MERRIFIELD JO-ANN P	2011	1.92
3982 R	MERRIFIELD LYLE &	2011	4.65
5091 R	MESERVE HOWARD &	2011	504.03
5091 L	MESERVE, HOWARD &	2010	108.15
4385 R	MESERVE RONALD N	2011	988.98
3875 R	MILLER WAYNE E &	2012	-0.01
6831 R	MILLS TODD C &	2012	-19.60
2044 R	MILSOP EDWARD N	2011	2,278.28
7177 R	MINAT CORPORATION	2011	370.47
7177 L	MINAT CORPORATION	2010	246.83
7282 R	MJF DEVELOPMENT GROUP LLC	2012	-85.21
775 R	MOODY MERRITT T &	2011	2,388.18
2460 R	MOOERS WILLIAM &	2012	-0.82
4476 R	MOON DAVID S &	2012	-4.40
1754 R	MOREAU-SOLESKY MARCI J &	2012	-0.25
2317 R	MORIN TRISHA DAWN &	2012	-125.00
1284 R	MORROW JAMES A &	2011	1,187.73
322 R	MORSE JAMES W &	2012	-1.53
2003 R	MURPHY BERNITA J	2012	-0.16
1733 R	MURPHY WILLIAM J &	2012	-35.58
6922 R	MURRAY BEVERLY S	2012	-0.10
1849 R	NADEAU JOSEPH R SR &	2011	1,973.19
1849 L	NADEAU, JOSEPH R SR &	2010	2,100.71
996 R	NAPLES LILLIAN &	2012	-0.01
1441 R	NASON DALE	2011	511.98
1441 L	NASON, DALE	2010	420.49
1925 R	NASON TERRY S &	2011	4,364.55
1925 L	NASON, TERRY S &	2010	2,294.10
519 R	NAYLOR ANN	2011	265.53
519 L	NAYLOR, ANN	2010	316.92
5128 R	NCD ENTERPRISE INC	2011	10.63
6045 R	NCD ENTERPRISE INC	2011	10.29
4685 R	NICHOLSON GLYNN O &	2011	1,012.03
39 R	NIELSEN ERIC J &	2012	-0.01
5249 R	NIEVES PEDRO &	2011	3.94

**TOWN OF GORHAM, MAINE  
REAL ESTATE TAXES**

As of: 06/30/2011

Acct	Name -----	Year	Amount Due
1469 L	NORTHERN NEW ENGLAND TELEPHONE	2010	6,583.02
1141 R	NORTHUP JAY E &	2011	306.87
1897 R	NOYCE FRANK L &	2012	-0.01
2344 R	OBREY RICHARD S JR &	2012	-20.00
1282 R	OLEARY LYNN C	2011	589.09
387 R	OLSON DAVID S &	2012	-0.01
4946 R	OSGOOD PETER &	2011	78.12
2725 R	PALOMAKI GLENN E &	2012	-1.36
2625 R	PARADY ELIZABETH H-HEIRS	2011	1,796.70
2625 L	PARADY, ELIZABETH H-HEIRS	2010	1,799.81
1907 R	PARKER MICHAEL W &	2012	-0.01
6430 R	PATRIQUIN JOHN C &	2011	1,344.90
7349 R	PATTERSON COMPANIES LLC (THE)	2012	-0.01
124 R	PEIGHTAL PATRICIA	2011	518.23
5027 R	PELKEY STEPHEN H &	2011	1,146.92
79 R	PELLERIN JAMES &	2012	-3.64
4595 R	PELLETIER MAURICE A &	2011	3,811.23
375 R	PERKINS ALISON MOODY &	2012	-0.92
7243 R	PETTINGILL MARK A	2011	99.06
2330 R	PETTINGILL GROUP LLC	2011	2.63
2384 R	PHINNEY EDWIN M &	2011	2,230.44
3675 R	PIKE CARL E &	2012	-16.22
6696 R	PINKERTON KATHERINE C &	2012	-120.00
3084 R	PISCOPO MARY JO &	2012	-2.78
1272 R	PLACEY CHRISTINA	2011	244.86
1272 L	PLACEY CHRISTINA	2010	99.07
1272 L	PLACEY CHRISTINA	2009	101.38
1254 R	PLAISTED MICHAEL T &	2012	-1.93
4566 R	PLOWMAN STEVEN E	2011	2,210.10
4566 L	PLOWMAN, STEVEN E	2010	730.84
4066 R	PLUMMER ALBERT EDWARD JR &	2011	492.53
1796 R	POIRIER CYNTHIA A	2012	-0.01
4676 R	POMPEO JULIE	2012	-2.08
2923 R	POOLER DEBRA J	2011	263.14
5212 R	PORLAS JEANNE	2011	511.99
75 R	POWELL RICHARD G &	2012	-0.16
3323 R	PRAMIS ROBERT	2011	491.31
3323 L	PRAMIS, ROBERT	2010	398.40
3323 L	PRAMIS, ROBERT	2009	403.50
3323 L	PRAMIS, ROBERT	2008	409.45
3323 L	PRAMIS, ROBERT	2007	359.94
3323 L	PRAMIS, ROBERT	2006	328.51
3323 L	PRAMIS, ROBERT	2005	543.72
3323 L	PRAMIS ROBERT	2004	536.60
3323 L	PRAMIS, ROBERT	2003	449.38
4264 R	PRATT ALEXANDER T III &	2011	1,309.06

**TOWN OF GORHAM, MAINE  
REAL ESTATE TAXES**

As of: 06/30/2011

Acct	Name ----	Year	Amount Due
986 R	PRATT DONALD C	2011	2,103.24
7098 R	PRATT DONALD C	2011	593.54
7146 R	PRATT-KOSTKA MAUREEN &	2011	825.21
7146 L	PRATT-KOSTKA, MAUREEN &	2010	593.98
1273 R	PRITCHARD JASON	2011	472.23
1273 L	PRITCHARD, JASON	2010	378.42
1273 L	PRITCHARD, JASON	2009	383.21
1273 L	PRITCHARD, JASON	2008	50.19
6492 R	PULKKINEN KATARIINA	2012	-0.30
6624 R	REYNOLDS JAMES F &	2012	-1,389.67
2413 R	REYNOLDS JOHN J &	2011	2,357.97
2413 L	REYNOLDS, JOHN J &	2010	2,503.80
1824 R	RICE RANDALL	2011	2,265.75
494 R	RICHARDSON NORMAN K	2011	1,957.29
494 L	RICHARDSON, NORMAN K	2010	2,084.05
2353 R	RICHARDSON NORMAN K	2011	682.11
2353 L	RICHARDSON, NORMAN K	2010	767.45
3434 R	RICHARDSON NORMAN K	2011	866.55
3434 L	RICHARDSON, NORMAN K	2010	964.73
7424 R	RISBARA BROS CONSTRUCTION CO	2012	-667.07
7433 R	RISBARA BROS CONSTRUCTION CO	2012	-0.01
7229 R	RISBARA BROS CONSTRUCTION CO	2011	-1,400.00
7423 R	RISBARA BROS CONSTRUCTION CO	2011	409.50
7438 R	RISBARA BROS CONSTRUCTION CO	2011	847.47
1379 R	RIVARD SCOTT A &	2012	-0.01
1246 R	RIZZO SULLIVAN J &	2011	1,081.34
7134 R	ROBINSON PAUL E &	2011	3,831.90
7134 L	ROBINSON, PAUL E &	2009	37.98
572 R	ROEWER PHILIP	2011	300.51
572 L	ROEWER, PHILIP	2010	198.52
572 L	ROEWER, PHILIP	2009	200.57
572 L	ROEWER, PHILIP	2008	205.77
498 R	ROGERS LORI J	2011	550.14
498 L	ROGERS, LORI J	2010	633.26
4173 R	ROGERS STEVEN	2011	472.23
2161 R	ROSS WILLIAM J &	2011	3.12
1997 R	ROUTE 25 LLC	2011	2,987.61
1997 L	ROUTE 25, LLC	2010	3,186.73
2300 R	ROWE PATRICIA &	2012	-6.94
5265 R	SACO STREET REALTY LLC	2011	2.85
1906 R	SCHLEH EUGENE R R &	2011	4,483.80
2066 R	SCONTRAS STEPHEN A &	2011	2,311.86
7414 R	SEBAGO CAPITAL PARTNERS LLC	2011	561.27
2701 R	SENECA BONNIE	2011	248.04
2701 L	SENECA, BONNIE	2010	171.04
756 R	SHANHOLTZ KENNETH &	2011	914.25

**TOWN OF GORHAM, MAINE  
REAL ESTATE TAXES**

As of: 06/30/2011

Acct	Name ----	Year	Amount Due
4547 R	SHEVENELL EDWARD O&	2012	-0.09
33 R	SHIELDS AARON D &	2012	-0.70
7225 R	SHIERS ERIN M &	2011	2,404.11
433 R	SHIERS NORMAN R &	2011	386.37
2316 R	SHIERS NORMAN R &	2011	216.24
2888 R	SHIERS NORMAN R &	2011	39.75
6419 R	SIERRA CONSTRUCTION INC	2011	896.76
6419 L	SIERRA CONSTRUCTION INC	2010	516.60
6420 R	SIERRA CONSTRUCTION INC	2011	896.76
6420 L	SIERRA CONSTRUCTION INC	2010	516.60
6421 R	SIERRA CONSTRUCTION INC	2011	896.76
6421 L	SIERRA CONSTRUCTION INC	2010	516.60
6422 R	SIERRA CONSTRUCTION INC	2011	963.54
6422 L	SIERRA CONSTRUCTION INC	2010	550.83
6423 R	SIERRA CONSTRUCTION INC	2011	963.54
6423 L	SIERRA CONSTRUCTION INC	2010	550.83
6424 R	SIERRA CONSTRUCTION INC	2011	896.76
6424 L	SIERRA CONSTRUCTION INC	2010	516.60
6425 R	SIERRA CONSTRUCTION INC	2011	849.06
6425 L	SIERRA CONSTRUCTION INC	2010	492.15
6428 R	SIERRA CONSTRUCTION INC	2011	788.64
6428 L	SIERRA CONSTRUCTION INC	2010	461.18
6429 R	SIERRA CONSTRUCTION INC	2011	841.11
6429 L	SIERRA CONSTRUCTION INC	2010	488.07
7292 L	SIMONA SHORES GORHAM LLC	2010	190.19
7294 L	SIMONA SHORES GORHAM LLC	2010	190.19
7295 L	SIMONA SHORES GORHAM LLC	2010	190.19
7296 L	SIMONA SHORES GORHAM LLC	2010	190.19
7297 L	SIMONA SHORES GORHAM LLC	2010	190.19
7298 L	SIMONA SHORES GORHAM LLC	2010	190.19
7299 L	SIMONA SHORES GORHAM LLC	2010	190.19
7300 L	SIMONA SHORES GORHAM LLC	2010	190.19
7301 L	SIMONA SHORES GORHAM LLC	2010	190.19
7302 L	SIMONA SHORES GORHAM LLC	2010	190.19
7309 L	SIMONA SHORES GORHAM LLC	2010	190.19
7310 L	SIMONA SHORES GORHAM LLC	2010	190.19
3786 R	SISSON BEVERLY D	2011	1,003.29
3680 R	SLATTERY ROBERT &	2011	1,823.55
744 R	SMITH BERNARD - HEIRS OF	2011	1,294.20
4838 R	SMITH KIMBERLY A	2011	451.56
4546 R	SMITH MICHELLE A	2011	283.02
6890 R	SMITH & SMITH CONSTRUCTION INC	2011	1,489.83
6890 L	SMITH & SMITH CONSTRUCTION	2010	1,617.66
6890 L	SMITH & SMITH CONSTRUCTION	2009	1,641.41
6945 R	SMITH & SMITH CONSTRUCTION INC	2011	1,324.47

**TOWN OF GORHAM, MAINE  
REAL ESTATE TAXES**

As of: 06/30/2011

Acct	Name ----	Year	Amount Due
6945 L	SMITH & SMITH CONSTRUCTION	2010	1,444.44
6945 L	SMITH & SMITH CONSTRUCTION	2009	1,465.53
6946 R	SMITH & SMITH CONSTRUCTION INC	2011	1,240.20
6946 L	SMITH & SMITH CONSTRUCTION	2010	1,356.16
6946 L	SMITH & SMITH CONSTRUCTION	2009	1,375.91
6958 R	SMITH & SMITH CONSTRUCTION INC	2011	1,500.96
6958 L	SMITH & SMITH CONSTRUCTION	2010	1,629.33
6958 L	SMITH & SMITH CONSTRUCTION	2009	1,653.25
7041 R	SMITH & SMITH CONSTRUCTION INC	2011	1,445.31
7041 L	SMITH & SMITH CONSTRUCTION	2010	1,571.04
7041 L	SMITH & SMITH CONSTRUCTION	2009	1,594.06
4838 L	SMITH, KIMBERLY A	2010	506.67
3959 R	SMITH/ROBBINS CONSULTING LLC	2011	505.52
4881 R	SOBIERALSKI HEATHER &	2011	282.22
2720 R	SOONG SYLOKE J	2011	322.83
4353 R	SOTIROPOULOS ANGELOS	2012	-11.13
3407 R	SPILLER ALVIN HEIRS OF	2011	459.51
3407 L	SPILLER, ALVIN HEIRS OF	2010	538.32
1944 R	SPILLER LILLIAN M	2011	1,717.99
7478 R	SPILLER TRAVIS M	2011	562.86
2760 R	SPRAGUE GORDON R &	2011	1,257.69
2682 R	ST OURS DWAYNE R &	2011	3,491.64
4696 R	ST OURS DWAYNE R &	2011	4,515.60
1033 R	ST PIERRE MICHAEL P &	2012	-1.51
3649 R	ST PIERRE ROBERT J L &	2011	2,655.30
3515 R	ST PIERRE ROGER R	2011	738.57
885 R	STAAB ROBERT A &	2012	-2.00
2554 R	STAHL DAVID A &	2011	144.52
2255 R	STEMM BARRY	2012	-2.78
3563 R	STEPNICK FRANK J &	2011	3,211.80
4780 R	STEWART BRETT &	2012	-0.28
4937 R	STILLSON LINFORD J &	2011	5,795.55
115 R	STUART WYATT E JR	2011	222.03
446 R	STUART WYATT E JR	2011	2,326.17
446 L	STUART, WYATT E JR	2010	2,320.58
446 L	STUART, WYATT E JR	2009	2,355.07
446 L	STUART, WYATT E JR	2008	2,368.15
3455 R	STURTEVANT ADAM G &	2011	2,833.87
2844 R	SULLIVAN Nanci A	2011	627.36
6509 R	SUMMIT REAL ESTATE LLC	2012	-1.88
2285 R	TALBOTT THOMAS W &	2012	-779.10
912 R	TALBOTT TOM	2012	-852.54
6021 R	TANGUAY CYNTHIA E	2011	2,011.35
2999 R	TANGUAY MARY ANN	2012	-1.92
1589 R	TAPLEY DEBORA J	2011	1,306.98

**TOWN OF GORHAM, MAINE  
REAL ESTATE TAXES**

As of: 06/30/2011

Acct	Name ----	Year	Amount Due
1589 L	TAPLEY, DEBORA J	2010	1,426.12
1589 L	TAPLEY, DEBORA J	2009	1,446.93
1589 L	TAPLEY, DEBORA J	2008	1,456.69
1589 L	TAPLEY, DEBORA J	2007	1,353.72
1589 L	TAPLEY, DEBORA J	2006	1,337.65
1589 L	TAPLEY, DEBORA J	2005	1,358.73
1589 L	TAPLEY DEBORA J	2004	1,336.32
1589 L	TAPLEY, DEBORA J	2003	9.50
2728 R	TARDIFF RITA V	2011	2,099.59
227 R	TAYLOR STANLEY &	2011	1,435.72
5362 R	THAYER ALDEN &	2011	2,423.16
4611 R	THEBERGE RICHARD L	2011	1,014.42
7332 R	THERIAULT MARK P &	2011	736.14
7333 R	THERIAULT MARK P &	2011	1,937.86
547 R	THOMPSON CYNTHIA S	2011	4,824.06
721 R	TIBBETTS WAYNE A	2011	1,087.21
318 R	TOOTHAKER ELIZABETH S	2011	2,194.20
6613 R	TOOTHAKER JOHN M	2011	4,203.96
1059 R	TOWNSEND BONNIE	2011	305.28
1059 L	TOWNSEND, BONNIE	2010	203.52
1059 L	TOWNSEND, BONNIE	2009	205.64
1059 L	TOWNSEND, BONNIE	2008	210.87
1059 L	TOWNSEND, BONNIE	2007	140.69
1059 L	TOWNSEND, BONNIE	2006	111.68
1059 L	TOWNSEND, BONNIE	2005	192.06
1059 L	TOWNSEND, BONNIE	2004	14.47
4638 R	TRIEF ANDREW	2012	-0.46
915 R	TRUDEL REALTY COMPANY LLC	2011	8,944.39
6661 R	TURGEON PENNY	2012	-400.00
1650 R	TURNER BRIAN	2011	419.76
1650 L	TURNER, BRIAN	2010	473.36
4874 R	TUTTLE CAROL M	2012	-0.01
2620 R	TUTTLE BENJAMAN W	2012	-100.00
1258 R	U.S. BANK NATIONAL ASSOCIATION	2011	1,422.25
3654 R	U.S. BANK NATIONAL ASSOCIATION	2011	1,113.00
1760 R	VALENTINE JUDITH E L &	2011	356.13
3803 R	VALLEY CHARLES L	2011	243.27
3803 L	VALLEY, CHARLES L	2010	311.79
3803 L	VALLEY, CHARLES L	2009	315.56
2880 R	VERRIER LINDA M	2012	-36.00
2968 R	VILLAGE PROPERTIES LLC	2011	938.14
1228 R	VOSMUS ROGER L &	2011	1,985.91
1228 L	VOSMUS, ROGER L &	2010	1,063.45
7287 R	WALKER JASON M	2011	2,015.32
646 R	WALRATH KARHRYN S	2011	80.94
4666 R	WARD PETER D &	2011	1,229.36

**TOWN OF GORHAM, MAINE  
REAL ESTATE TAXES**

As of: 06/30/2011

Acct	Name ----	Year	Amount Due
4651	R WARDWELL NATHAN &	2011	3,847.80
3849	R WARREN DANIEL W &	2011	1,761.55
1183	R WARREN WILLIAM C &	2011	1,561.08
1896	R WASHBURN DRIVE HOLDINGS LLC	2012	-0.22
3328	R WATSON KRISTEN M	2011	2,825.43
3328	L WATSON, KRISTEN M	2010	3,012.31
2134	R WAYCOTTE JOHN R	2011	729.81
2134	L WAYCOTTE, JOHN R	2010	821.48
2134	L WAYCOTTE, PATRICIA L &	2009	75.36
5080	R WAYCOTTE JOHN R	2011	1,825.32
5080	L WAYCOTTE, JOHN R	2010	1,945.80
571	R WEBB ARDYTH	2012	-0.01
3688	R WEBB STERLING &	2011	419.76
3688	L WEBB, STERLING &	2010	241.67
4766	R WEDGE NORMAN C &	2012	-0.01
410	R WEEKS LAVONAH &	2011	242.41
2340	R WELCH TIMOTHY J	2011	16.48
1197	R WENTWORTH DARYL J &	2012	-1.34
6499	R WESCOTT JEFFREY L &	2012	-13.32
94	R WHITAKER JASON &	2011	407.04
2157	R WIGGIN GLORIA M	2011	1,928.67
2157	L WIGGIN, GLORIA M	2010	2,077.39
6027	R WIGHT JAMES A SR	2011	998.52
6027	L WIGHT, JAMES A SR	2010	1,102.98
6027	L WIGHT, JAMES A SR	2009	1,118.85
6027	L WIGHT, JAMES A SR	2008	1,127.42
6027	L WIGHT, JAMES A SR	2007	1,048.41
1241	R WIGHT JAMES H SR &	2011	1,496.19
1241	L WIGHT, JAMES H SR &	2010	1,624.33
1241	L WIGHT, JAMES H SR &	2009	1,648.17
1241	L WIGHT, JAMES H SR &	2008	1,658.67
1241	L WIGHT, JAMES H SR &	2007	1,397.34
6241	R WILHELMOSEN ODD HEIRS	2011	1.19
15	R WILLIS CLIFFORD A	2011	241.88
1225	R WILSON DAVID G &	2012	-27.72
420	R WING MARILYN M	2011	1,847.58
420	L WING, MARILYN M	2010	1,969.12
4697	R WING MICHAEL C &	2011	5.80
3817	R WOJCIK LISA A	2011	1,171.03
7322	R WOOD GEORGE B &	2011	624.87
7326	R WOOD GEORGE B &	2011	567.63
4871	R WOOD GEORGE BARRY	2011	515.16
5377	R WOOD JAMES P &	2011	2,968.89
3525	R WOOD PAUL H &	2011	1,225.09
3525	L WOOD, PAUL H &	2010	2,600.41

**TOWN OF GORHAM, MAINE  
REAL ESTATE TAXES**

As of: 06/30/2011

<b>Acct</b>	<b>Name ----</b>	<b>Year</b>	<b>Amount Due</b>
3525 L	WOOD, PAUL H &	2009	149.99
842 R	WORMWOOD CHARLENE R	2011	1,194.09
337 R	YATES BEVERLY A	2011	1,728.33
337 L	YATES, BEVERLY A	2010	1,694.29
337 L	YATES, BEVERLY A	2009	1,719.21
337 L	YATES, BEVERLY A	2008	1,729.96
337 L	YATES, BEVERLY A	2007	1,585.26
337 L	YATES, BEVERLY A	2006	1,540.29
337 L	YATES, BEVERLY A	2005	1,650.40
337 L	YATES, BEVERLY A	2004	810.89
7261 R	YORK TIMOTHY	2011	647.92
6585 R	YOUNG JASON E	2011	488.92
2240 R	YOUNG ROBERT M JR &	2012	-19.25
957 R	YOUNG ROBERT W	2012	-0.06
3341 R	ZWOLINSKI HENRYKA	2011	736.64

**REAL ESTATE TAXES OUTSTANDING AT 6/30/2011:   \$   778,713.27**



**TOWN OF GORHAM, MAINE  
PERSONAL PROPERTY TAXES**

As of: 06/30/2011

Acct	Name ----	Year	Amount Due
733 P	ALBANESE NICHOLAS A DMD	2011	155.82
733 P	ALBASESE NICHOLAS A MD	2010	155.82
733 P	ALBASESE NICHOLAS A MD	2009	156.80
733 P	ALBASESE NICHOLAS A MD	2008	156.80
733 P	ALBASESE NICHOLAS A MD	2007	190.12
733 P	ALBASESE NICHOLAS A MD	2006	191.10
733 P	ALBASESE NICHOLAS A MD	2005	196.00
733 P	ALBASESE NICHOLAS A MD	2004	190.12
733 P	ALBASESE NICHOLAS A MD	2003	180.32
733 P	ALBANESE, NICHOLAS A., D.M.D.	2002	170.52
733 P	ALBANESE NICHOLAS A DMD	2001	183.16
853 P	ALLSTATE INSURANCE CO	2011	33.39
875 P	BAY REGION AUTO	2011	128.79
621 P	BEALS ICE CREAM	2012	-0.01
445 P	BEST PRICE OIL	2011	44.52
625 P	BIOFINE RENEWABLES	2011	13,693.87
806 P	BROOKS RONALD D.D.S	2011	641.56
831 P	C M DANCE	2011	15.90
136 P	CENTRAL CITY SHEET METAL CO	2011	318.43
753 P	CENTURY 21 FIRST CHOICE	2011	83.47
378 P	CHARLES HANNAFORD	2011	15.90
874 P	CIT TECHNOLOGY FINANCING	2011	95.40
58 P	CURVES	2011	160.59
58 P	CURVES	2010	181.26
58 P	CURVES	2009	33.88
58 P	CURVES	2007	210.98
29 P	DESIGN DWELLINGS INC	2011	46.11
96 P	DIMATTEO CLEANING SERVICE	2011	38.16
87 P	DOYLES OFFICE EQUIPMENT INC	2011	63.60
422 P	FINCH, GREGORY C, PH D	2011	17.49
481 P	GAGNON ENGINEERING INC	2011	109.71
315 P	GENERAL ELECTRIC CAPITAL CORP	2012	-0.13
269 P	GLIDDEN EXCAVATING	2011	476.15
279 P	GORHAM DINER	2011	68.37
337 P	GORHAM VILLAGE FAMILY HEALTH	2011	479.39
357 P	GREGOIRE WELDERS	2011	33.39
519 P	INTER-TEL LEASING, INC	2010	15.90
445 P	JTL OIL INC	2010	21.25
430 P	KEOGH LANDSCAPING	2010	160.59
430 P	KEOGH LANDSCAPING	2009	188.80
430 P	KEOGH LANDSCAPING	2008	216.00
430 P	KEOGH LANDSCAPING	2007	304.58
430 P	KEOGH LANDSCAPING	2006	347.10
430 P	KEOGH LANDSCAPING	2005	329.48
436 P	KEY EQUIPMENT FINANCE	2011	144.69
79 P	KIMERY MACHINE INC	2011	165.58

**TOWN OF GORHAM, MAINE  
PERSONAL PROPERTY TAXES**

As of: 06/30/2011

Acct	Name ----	Year	Amount Due
89	P KINGS FARM MARKET	2011	71.55
86	P KNOWLTON MACHING CO	2011	7,242.45
86	P KNOWLTON MACHING CO	2010	7,806.90
890	P LEAF FINANCIAL SERVICES	2011	20.67
45	P LORDON ASSOCIATES	2011	26.23
151	P MAINELY PLUMBING & HEATING	2011	116.07
384	P MAKE ENTERPRIZE	2011	201.93
573	P MARITIME COMM./LAND MOBILE LLC	2011	76.32
573	P MARITIME COMMUNICATIONS	2010	76.32
573	P MARITIME COMMUNICATIONS	2009	76.80
573	P MARITIME COMMUNICATIONS	2008	16.97
824	P MILLENNIUM ADVANTAGE LLC	2011	55.65
824	P MILLENNIUM ADVANTAGE LLC	2010	30.21
652	P NATURAL COUNTRY PHOTOGRAPHY	2011	14.31
671	P NEXTEL COMMUNICATIONS	2012	-3.32
613	P PLAN-IT RECYCLING & TRANSFER	2011	17,949.51
613	P PLAN-IT RECYCLING & TRANSFER	2010	4,499.70
613	P PLAN-IT RECYCLING & TRANSFER	2009	5,035.20
613	P PLAN-IT RECYCLING & TRANSFER	2008	5,563.20
613	P PLAN-IT RECYCLING & TRANSFER	2007	7,397.22
867	P PORTLAND AUTOMOTIVE MACH SERV	2011	143.89
68	P RSA ENTERPRISES INC	2011	19.08
68	P RSA ENTERPRISES, INC	2010	19.08
68	P RSA ENTERPRISES, INC	2009	19.20
68	P RSA ENTERPRISES, INC	2008	19.20
496	P SAWYERS VARIETY	2011	136.74
303	P SPEARINS AUTO REPAIR	2011	11.92
398	P STONECRAFT INC	2011	47.70
438	P SUB BUILDERS INC	2011	119.25
105	P TEVAULT LA	2011	22.26
48	P TNT QUICKSTOP	2011	265.53
225	P TRANSFORMIT	2011	1,138.64
247	P TROPICAL BREEZE TANNING	2011	386.37
179	P UTOPIA DESIGNS, INC	2011	756.84
180	P V & M RENTAL RENTAL CENTER	2012	-0.01
736	P VILLAGE HEARING CARE	2012	-0.21
582	P WHISPY ENDS	2012	-0.11
454	P WILLIS REAL ESTATE	2011	59.62
877	P WYMANS YARD SOLUTIONS	2011	1,049.40
877	P WYMANS YARD SOLUTIONS	2010	1,138.44

**PERSONAL PROPERTY TAXES OUTSTANDING AT 6/30/2011:      \$ 82,437.44**

**TOWN OF GORHAM, MAINE  
SEWER UTILITY SUMMARY LISTING  
AS OF JUNE 30, 2009**

Property ID	Acct #	Owner	2007 and Prior	2008 Balance	2009 Balance	2010 Balance
00101-00026-00000	5151	1820 GLENWOOD LLC	\$ -	\$ -	\$ -	\$ 535.43
00111-00034-00000	B1754R	BOLINGER, JOHN W &	\$ 2,935.45	\$ -	\$ -	\$ -
00049-00018-00001	H0735R	PRATT-KOSTKA, MAUREEN &	\$ -	\$ -	\$ 146.02	\$ 171.85
00117-00018-00000	2137	JIANHONG, JU &	\$ -	\$ -	\$ -	\$ 48.73
00110-00068-00000	5697	KNIGHT, THERESA L	\$ -	\$ -	\$ -	\$ 3.49
00024-00010-00024	5729	MARINELLI, JEFFREY	\$ -	\$ -	\$ -	\$ 39.14
00100-00090-00000	P3355R	PRITCHARD, LAWRENCE W &	\$ 757.70	\$ -	\$ -	\$ -
00103-00043-00000	3873	SULLIVAN, MARGOT A	\$ -	\$ -	\$ -	\$ 65.80
00106-00038-00000	4330	VAUGHAN, SHERRY	\$ -	\$ -	\$ -	\$ 209.79
00105-00009-00000	4912	WEEMAN, SUZANNE M	\$ -	\$ -	\$ -	\$ 406.70
00102-00035-00000	W1210R	WELCH, MAHLON E &	\$ -	\$ -	\$ -	\$ 121.48
00103-00004-00000	Y0310R	YOUNG, ROBERT M JR &	\$ 101.25	\$ -	\$ 174.98	\$ -
<b>Grand Totals:</b>			<b>\$ 3,794.40</b>	<b>\$ -</b>	<b>\$ 321.00</b>	<b>\$ 1,602.41</b>

**TOWN OF GORHAM, MAINE**  
**Statement of Net Assets**  
**June 30, 2011**

	<b>Governmental Activities</b>
<b>ASSETS</b>	
Cash	\$ 191,687
Investments	21,029,907
Receivables:	
Accounts	644,454
Intergovernmental	346,412
Rescue receivable (net of allowance of \$110,000)	197,694
Taxes receivable - current year	553,239
Taxes receivable - prior year	35,479
Tax liens	272,433
Notes	141,510
Other:	
Tax acquired property	30,578
Performance bonds	1,322,135
Inventories	102,603
Capital assets not being depreciated:	
Books/historical treasures/artwork	1,384,337
Land	2,008,359
Construction in progress	20,745,641
Capital assets net of accumulated depreciation:	
Buildings and improvements	28,139,887
Improvements other than buildings	4,277,247
Machinery and equipment	4,986,068
Infrastructure	19,086,860
<b>Total assets</b>	<b>105,496,530</b>
<b>LIABILITIES</b>	
Accounts payable	3,053,436
Accrued wages and benefits	2,310,824
Performance bond deposits	1,322,135
Unearned revenues	23,007
Noncurrent liabilities:	
Due within one year	3,771,031
Due in more than one year	45,378,158
<b>Total liabilities</b>	<b>55,858,591</b>
<b>NET ASSETS</b>	
Invested in capital assets, net of related debt	36,550,035
Restricted for:	
Special revenue programs and grants	1,130,992
Permanent funds:	
Expendable	213,512
Nonexpendable	524,205
Unrestricted	11,219,195
<b>Total net assets</b>	<b>\$ 49,637,939</b>

*See accompanying notes to financial statements.*

**TOWN OF GORHAM, MAINE**  
**Statement of Activities**  
**For the Year Ended June 30, 2011**

For the Year Ended June 30, 2011

Functions/programs	Expenses	Program Revenues			Net (expense) revenue and changes in net assets
		Charges for services	Operating grants and contributions	Capital grants and contributions	Primary Governmental activities
Primary government:					
Governmental activities:					
General government	\$ 4,787,454	592,358	39,516	7,918	(4,147,662)
Public safety	3,838,634	670,950	146,989	24,585	(2,996,110)
Public works	5,376,501	1,550,190	348,179	1,752,489	(1,725,643)
Health and welfare	136,853	10,106	63,879	-	(62,868)
Recreation	1,110,653	609,568	4,933	-	(496,152)
Development	294,540	-	-	-	(294,540)
Education	34,310,102	595,506	22,528,661	11,576	(11,174,359)
Interest on debt	1,878,175	-	-	-	(1,878,175)
Total governmental activities	51,732,912	4,028,678	23,132,157	1,796,568	(22,775,509)
Total primary government	51,732,912	4,028,678	23,132,157	1,796,568	(22,775,509)
General revenues:					
Property taxes, levied for general purposes					19,873,946
Payment in lieu of taxes					55,469
Motor vehicle and boat excise taxes					2,385,626
Grants and contributions not restricted to specific programs:					
Homestead exemption					259,083
BETE reimbursement					163,110
Other State aid					26,611
State Revenue Sharing					1,116,472
Unrestricted investment earnings					188,676
Miscellaneous revenues					259,356
Sale of property					67,792
Total general revenues					24,396,141
Change in net assets					1,620,632
Net assets - beginning					48,017,307
Net assets - ending					\$ 49,637,939

*See accompanying notes to financial statements.*

**TOWN OF GORHAM, MAINE**  
**Balance Sheet**  
**Governmental Funds**  
**June 30, 2011**

	General	School Operations Fund	Elementary School Capital Projects Fund	Other Governmental Funds	Total Governmental Funds
<b>ASSETS</b>					
Cash	\$ 15,692	-	-	175,995	191,687
Investments	14,891,469	-	3,962,704	2,175,734	21,029,907
Receivables:					
Accounts	357,662	2,714	-	284,078	644,454
Intergovernmental	-	65,284	-	281,128	346,412
Rescue receivable (net of allowance of \$110,000)	197,694	-	-	-	197,694
Taxes receivable - current year	553,239	-	-	-	553,239
Taxes receivable - prior year	35,479	-	-	-	35,479
Tax liens	272,433	-	-	-	272,433
Notes	7,698	-	-	133,812	141,510
Interfund loans receivable	-	2,755,650	9,927	2,927,090	5,692,667
Tax acquired property	30,578	-	-	-	30,578
Performance bonds	1,322,135	-	-	-	1,322,135
Inventories	66,266	-	-	36,337	102,603
<b>Total assets</b>	<b>\$ 17,750,345</b>	<b>2,823,648</b>	<b>3,972,631</b>	<b>6,014,174</b>	<b>30,560,798</b>
<b>LIABILITIES AND FUND BALANCES</b>					
Liabilities:					
Accounts payable	802,529	502,164	814,555	546,758	2,666,006
Accrued wages and benefits	269,106	2,041,718	-	-	2,310,824
Interfund loans payable	3,780,221	957,078	34,016	921,352	5,692,667
Deferred revenues	613,000	-	-	-	613,000
Unearned revenues	-	-	-	23,007	23,007
Performance bond deposits	1,322,135	-	-	-	1,322,135
<b>Total liabilities</b>	<b>6,786,991</b>	<b>3,500,960</b>	<b>848,571</b>	<b>1,491,117</b>	<b>12,627,639</b>
Fund balances:					
Nonspendable:					
Noncurrent receivables	7,698	-	-	133,812	141,510
Nonexpendable trust principal	-	-	-	524,205	524,205
Inventories	66,266	-	-	36,337	102,603
Restricted:					
General fund	297,522	-	-	-	297,522
Special revenue funds	-	-	-	1,130,992	1,130,992
Capital projects funds	-	-	3,124,060	683,079	3,807,139
Permanent funds	-	-	-	213,512	213,512
Committed:					
General fund	764,877	-	-	-	764,877
Special revenue funds	-	-	-	1,561,139	1,561,139
Capital projects funds	-	-	-	240,851	240,851
Assigned:					
General fund - FY12 capital funding	139,220	-	-	-	139,220
Encumbrances	161,130	217,458	-	-	378,588
Compensated absences	335,706	-	-	-	335,706
General fund - capital reserves	2,682,889	-	-	-	2,682,889
Special revenue funds	-	200,000	-	11,657	211,657
Unassigned:					
General fund	6,508,046	-	-	-	6,508,046
Special revenue funds	-	(1,094,770)	-	(12,527)	(1,107,297)
<b>Total fund balances (deficit)</b>	<b>10,963,354</b>	<b>(677,312)</b>	<b>3,124,060</b>	<b>4,523,057</b>	<b>17,933,159</b>
<b>Total liabilities and fund balances</b>	<b>\$ 17,750,345</b>	<b>2,823,648</b>	<b>3,972,631</b>	<b>6,014,174</b>	

Continued

**TOWN OF GORHAM, MAINE**  
**Balance Sheet**  
**Governmental Funds**  
**June 30, 2011**

Reconciliation of the total fund balances - total governmental funds  
to the total net assets of governmental activities:

Total fund balances - total governmental funds, Statement 3 \$ 17,933,159

Amounts reported for governmental activities in the statement of  
net assets (Statement 1) are different because:

Capital assets used in governmental activities are not financial  
resources and therefore not reported in the funds. More  
specifically:

Non-depreciable capital assets	\$ 24,138,337	
Depreciable capital assets, net	56,490,062	80,628,399

Long-term liabilities are not due and payable in the current period  
and therefore not reported in the funds:

General obligation bonds	\$ 47,554,680	
Capital leases	427,866	
Compensated absences	846,745	
Accrued interest payable	387,430	
Other postemployment benefits liability	319,898	(49,536,619)

Deferred revenues -- more specifically, property taxes not reported on Statement 1		613,000
---	--	---------

Net assets of governmental activities	\$ 49,637,939	
---------------------------------------	---------------	--

*See accompanying notes to financial statements.*

**TOWN OF GORHAM, MAINE**  
**Statement of Revenues, Expenditures and Changes in Fund Balances**  
**Governmental Funds**  
**For the year ended June 30, 2011**

	Elementary				
	General	School Operations Fund	School Project Fund	Other Governmental Funds	Total Governmental Funds
<b>Revenues:</b>					
Taxes	\$ 22,147,286	-	-	483,804	22,631,090
Licenses and permits	548,938	-	-	-	548,938
Intergovernmental	2,101,788	19,555,570	-	2,973,091	24,630,449
Charges for services	1,378,146	35,259	-	1,633,824	3,047,229
Other revenues	931,311	6,956	11,576	203,151	1,152,994
<b>Total revenues</b>	<b>27,107,469</b>	<b>19,597,785</b>	<b>11,576</b>	<b>5,293,870</b>	<b>52,010,700</b>
<b>Expenditures:</b>					
<b>Current:</b>					
General government	3,945,945	-	-	-	3,945,945
Public safety	3,401,184	-	-	-	3,401,184
Public works	2,326,332	-	-	1,068,444	3,394,776
Health & welfare	136,853	-	-	-	136,853
Recreation	1,223,352	-	-	21,695	1,245,047
Economic development	61,666	-	-	-	61,666
Public agencies	28,484	-	-	-	28,484
Unclassified	342,235	-	-	263,713	605,948
<b>Education:</b>					
Regular instruction	-	12,286,285	-	-	12,286,285
Special education	-	4,727,911	-	-	4,727,911
CTE instruction	-	483,666	-	-	483,666
Other instruction	-	553,524	-	-	553,524
Student and staff support	-	1,938,802	-	-	1,938,802
System administration	-	679,460	-	-	679,460
School administration	-	1,592,125	-	-	1,592,125
Transportation	-	1,519,024	-	-	1,519,024
Facilities maintenance	-	2,469,339	-	-	2,469,339



**TOWN OF GORHAM, MAINE**  
**Statement of Revenues, Expenditures and Changes in Fund Balances**  
**Governmental Funds**  
**For the year ended June 30, 2011**

	Elementary				Total	
	General	School Operations Fund	School Project Fund	Other Governmental Funds	Governmental Funds	Governmental Funds
Education:						
Maine PERS on-behalf payments	\$ -	2,684,018	-	-	-	2,684,018
Adult education	-	264,643	-	-	-	264,643
Grants and other special uses	-	-	-	2,975,933	2,975,933	2,975,933
Food services	-	-	-	818,023	818,023	818,023
Debt service:						
Principal	787,772	1,616,878	-	-	-	2,404,650
Interest and other charges	452,354	1,400,218	-	-	-	1,852,572
Capital maintenance	670,962	312,792	-	-	-	983,754
Capital improvements	1,219,128	-	9,809,694	4,218,881	15,247,703	15,247,703
Total expenditures	14,596,267	32,528,685	9,809,694	9,366,689	66,301,335	66,301,335
Excess (deficiency) of revenues over (under) expenditures	12,511,202	(12,930,900)	(9,798,118)	(4,072,819)	(14,290,635)	(14,290,635)
Other financing sources (uses):						
Long-term debt issued	-	-	-	3,450,000	3,450,000	3,450,000
Capital leases	-	312,792	-	-	-	312,792
Transfers in	212,865	12,856,701	-	421,546	13,491,112	13,491,112
Transfers out	(12,946,701)	-	-	(544,411)	(13,491,112)	(13,491,112)
Total other financing sources (uses)	(12,733,836)	13,169,493	-	3,327,135	3,762,792	3,762,792
Net change in fund balances	(222,634)	238,593	(9,798,118)	(745,684)	(10,527,843)	(10,527,843)
Fund balances (deficit), beginning of year	11,185,988	(915,905)	12,922,178	5,268,741	28,461,002	28,461,002
Fund balances (deficit), end of year	\$ 10,963,354	(677,312)	3,124,060	4,523,057	17,933,159	17,933,159

*See accompanying notes to financial statements.*

**TOWN OF GORHAM, MAINE**  
**Reconciliation of the Statement of Revenues, Expenditures**  
**and Changes in Fund Balances of Governmental Funds**  
**to the Statement of Activities**  
**For the year ended June 30, 2011**

Net change in fund balances - total governmental funds (from Statement 4)	\$ (10,527,843)
Amounts reported for governmental activities in the statement of activities (Statement 2) are different because:	
Governmental funds report capital outlays as expenditures. However, in the statement of activities, the cost of those assets is allocated over their estimated useful lives as depreciation expense. This is the amount by which capital outlays (\$17,011,580) exceeded depreciation expense (\$3,461,027) and loss on disposal (\$15,820) in the current period. (Note 6)	13,534,733
Revenues in the statement of activities that do not provide current financial resources are not reported as revenues in the funds.	(253,300)
Repayment of bond principal is an expenditure in the governmental funds, but the repayment reduces long-term liabilities in the statement of net assets. (Note 10)	2,404,650
Long-term liabilities are not due and payable in the current period and therefore are not reported in the funds. More specifically, this represents the change in long-term accrued compensated absences. (Note 10)	25,851
Long-term liabilities are not due and payable in the current period and therefore are not reported in the funds. More specifically, this represents the change in long-term capital leases. (Note 10)	2,012
Long-term liabilities are not due and payable in the current period and therefore are not reported in the funds. More specifically, this represents the change in other post employment benefits liability. (Note 10)	(89,868)
Long-term liabilities are not due and payable in the current period and therefore are not reported in the funds. More specifically, this represents the change in accrued bond interest payable.	(25,603)
<b>Change in net assets of governmental activities (see Statement 2)</b>	<b>\$ 1,620,632</b>

*See accompanying notes to financial statements.*

**TOWN OF GORHAM, MAINE**  
**Statement of Revenues, Expenditures and Changes in Fund Balances**  
**Budget and Actual - Budgetary Basis**  
**All Budgeted Governmental Funds**  
**For the year ended June 30, 2011**

For the year ended June 30, 2011				
	General Fund			Variance with final budget positive (negative)
	Budgeted amounts		Actual	
	Original	Final		
Revenues:				
Taxes	\$ 21,367,284	21,367,284	22,147,286	780,002
Licenses and permits	458,125	458,125	548,938	90,813
Intergovernmental	1,785,322	1,785,322	2,101,788	316,466
Charges for services	1,117,204	1,117,204	1,378,146	260,942
Other revenues	185,400	185,400	931,311	745,911
Total revenues	24,913,335	24,913,335	27,107,469	2,194,134
Expenditures:				
Current:				
General government	2,154,982	2,154,982	2,082,788	72,194
Public safety	3,470,757	3,470,757	3,391,562	79,195
Public works	2,317,667	2,317,667	2,309,129	8,538
Health and welfare	83,835	83,835	136,853	(53,018)
Recreation	683,575	683,575	1,206,578	(523,003)
Economic development	65,000	65,000	61,666	3,334
Insurances and employee benefits	1,950,870	1,950,870	1,845,959	104,911
Public agencies	30,990	30,990	28,319	2,671
Unclassified	147,799	147,799	342,235	(194,436)
Capital	1,295,844	1,295,844	1,890,090	(594,246)
Debt service	1,200,314	1,200,314	1,240,126	(39,812)
Total expenditures	13,401,633	13,401,633	14,535,305	(1,133,672)
Excess of revenues over expenditures	11,511,702	11,511,702	12,572,164	1,060,462
Other financing sources (uses):				
Utilization of prior year unassigned fund balance	1,128,800	1,128,800	-	(1,128,800)
Transfers to special revenue - School Operations	(12,856,701)	(12,856,701)	(12,856,701)	-
Transfers to capital projects - Municipal Center	-	-	(90,000)	(90,000)
Transfers in special revenue - TIF	216,199	216,199	212,865	(3,334)
Total other financing sources (uses)	(11,511,702)	(11,511,702)	(12,733,836)	(1,222,134)
Excess (deficiency) of revenues and other financing sources over (under) expenditures and other financing uses - budgetary basis	-	-	(161,672)	(161,672)
Reconciliation to GAAP basis:				
Change in encumbrances			(60,962)	
Net change in fund balance			(222,634)	
Fund balances, beginning of year			11,185,988	
Fund balances, end of year	\$		10,963,354	

**TOWN OF GORHAM, MAINE**  
**Statement of Revenues, Expenditures and Changes in Fund Balances**  
**Budget and Actual - Budgetary Basis**  
**All Budgeted Governmental Funds**  
**For the year ended June 30, 2011**

For the year ended June 30, 2011				
Budgeted Special Revenue Funds				
School Operations Fund				Variance with final budget positive (negative)
Budgeted amounts		Actual		
Original	Final			
Revenues:				
Intergovernmental	\$ 16,671,326	16,671,326	16,871,552	200,226
Charges for services	30,000	30,000	35,259	5,259
Other revenues	-	-	6,956	6,956
Total revenues	16,701,326	16,701,326	16,913,767	212,441
Expenditures:				
Current:				
Regular instruction	12,917,634	12,744,115	12,358,187	385,928
Special education	4,845,970	4,845,970	4,712,050	133,920
CTE instruction	483,666	483,666	483,666	-
Other instruction	532,924	556,577	555,992	585
Student and staff support	1,955,218	1,955,881	1,955,776	105
System administration	674,667	685,332	685,332	-
School administration	1,634,490	1,634,490	1,616,503	17,987
Transportation	1,576,591	1,576,591	1,519,258	57,333
Facilities maintenance	2,472,569	2,611,107	2,611,107	-
Adult education	219,050	219,050	266,282	(47,232)
Debt service	3,050,248	3,050,248	3,017,096	33,152
Total expenditures	30,363,027	30,363,027	29,781,249	581,778
Excess (deficiency) of revenues over (under) expenditures	(13,661,701)	(13,661,701)	(12,867,482)	794,219
Other financing sources:				
Utilization of prior year surplus	795,000	795,000	-	(795,000)
Transfers in general fund	12,866,701	12,866,701	12,856,701	(10,000)
Total other financing sources	13,661,701	13,661,701	12,856,701	(805,000)
Excess (deficiency) of revenues and other financing sources over (under) expenditures and other financing uses - budgetary basis	-	-	(10,781)	(10,781)
Reconciliation to GAAP basis:				
Change in accrued payroll			105,820	
Change in encumbrances			143,554	
Net change in fund balance			238,593	
Fund balances (deficit), beginning of year			(915,905)	
Fund balances (deficit), end of year	\$		(677,312)	

See accompanying notes to financial statements.

*See accompanying notes to financial statements.*

**TOWN OF GORHAM, MAINE**  
**Statement of Fiduciary Net Assets**  
**Fiduciary Funds**  
**June 30, 2011**

		Agency Funds	Scholarships Private-purpose Trust Funds
<b>ASSETS</b>			
Cash	\$	378,216	-
Investments		42,302	46,927
<b>Total assets</b>		<b>420,518</b>	<b>46,927</b>
<b>LIABILITIES</b>			
Due to agency funds		420,518	-
Accounts payable		-	1,000
<b>Total liabilities</b>		<b>420,518</b>	<b>1,000</b>
<b>NET ASSETS</b>			
Held in trust	\$	-	45,927

*See accompanying notes to financial statements.*

**TOWN OF GORHAM, MAINE**  
**Statement of Changes in Fiduciary Net Assets**  
**Fiduciary Funds**  
**For the year ended June 30, 2011**

	Scholarships	Private-purpose	Trust Funds
Additions:			
Investment income	\$	1,796	
Total additions		1,796	
Deductions:			
Scholarships awarded		1,000	
Total deductions		1,000	
Change in net assets		796	
Net assets, beginning of year		45,131	
Net assets, end of year	\$	45,927	

*See accompanying notes to financial statements.*