



Gorham's Baxter House Museum

# **TOWN OF GORHAM MAINE**

## **2009 – 2010 TOWN REPORT SUMMARY**

## TABLE OF CONTENTS

	Page
Contact Information	1
Schedule of Meetings	4
Frequently Asked Questions	5
Report of the Town Manager	8
Letter from Senator Phil Bartlett	11
Assessing Department Report	12
Baxter Memorial Library Report	13
Code Enforcement Office Report	14
Fire/Rescue Department Report	15
GoCat Report	16
Planning Department Report	19
Police Department Report	20
Public Works Department Report	21
Recreation Department Report	23
Town Clerk's Report	25
Outstanding Real Estate Taxes	27
Outstanding Personal Property Taxes	38
Outstanding Sewer Utility Summary	39
Financial Statements	40

## CONTACT INFORMATION AND DEPARTMENT HOURS

Town Website Address: [www.gorham-me.org](http://www.gorham-me.org)

<u>Department</u>		<u>Phone Number</u>	<u>Hours</u>
Town Clerk's Office	<b>Fax</b>	222-1670 839-5036	M-W 8:30-4:30, Th 8:30-6:30, Fri 7:30-4:30
Assessing Department	<b>Fax</b>	222-1600 839-4793	M-Th 8:30-4:30, Fri 7:30-4:30
Code Enforcement	<b>Fax</b>	222-1605 839-4793	M-Th 8:30-4:30, Fri 7:30-4:30
Finance Department	<b>Fax</b>	222-1610 839-5048	M-F 8:30-4:30
Planning Department	<b>Fax</b>	222-1620 839-7711	M-F 8:30-4:30
Recreation Department	<b>Fax</b>	222-1630 839-7752	M-F 8:30-4
GOCAT Studio		222-1641	Varies based on need
Town Manager	<b>Fax</b>	222-1650 839-5408	M-F 8:30-4:30
Welfare Department		222-1656	By appt only Tue & Wed 9-3:30
Public Safety (Fire/Police)		839-5581	Emergencies-24hrs/7 days a week Office: M-F 8:30-4:30
Baxter Memorial Library		839-5031	Mon 1-7, Tue 9-7, Wed 1-7, Thurs 9-7, Fri 9-4, Sat 9-1 <i>Closed Sundays</i>
Public Works	<b>Fax</b>	892-9062 893-2092	<i>Mid April-Mid Oct:</i> M-Th 6-5, Fri 7-3:30 <i>Mid Oct-Mid April:</i> M-F 7-3:30

## **TOWN COUNCIL**

Michael J. Phinney - 2011  
16 Apple Lane  
(w) 839-3336 (h) 839-4493  
[mphinney@gorham.me.us](mailto:mphinney@gorham.me.us)

D. Brenda Caldwell - 2012  
8 Ridgefield Drive  
839-3076  
[bcaldwell@gorham.me.us](mailto:bcaldwell@gorham.me.us)

Phillip A. Csoros - 2010  
28 Black Brook Road  
415-9010  
[pscoros@gorham.me.us](mailto:pscoros@gorham.me.us)

Burleigh H. Loveitt - 2010  
P.O. Box 37  
929-8989  
[bloveitt@gorham.me.us](mailto:bloveitt@gorham.me.us)

Matthew Mattingly-- 2012  
91 South Street  
839-5843  
[mmattingly@gorham.me.us](mailto:mmattingly@gorham.me.us)

Noah F. Miner – 2011  
32 Green St.  
839-9571  
[Roxy28@gwi.net](mailto:Roxy28@gwi.net)

Matthew Robinson – 2010  
24 Sanborn Street  
839-7101  
[mrobinson@gorham.me.us](mailto:mrobinson@gorham.me.us)

## **SCHOOL BOARD**

Dennis Libby, Chairman – 2011  
9 Queen Street  
892-8315  
[dennisl@gorhamschools.org](mailto:dennisl@gorhamschools.org)

Roger L. Marchand, Vice Chairman - 2010  
150 South Street  
839-6622  
[rogerm@gorhamschools.org](mailto:rogerm@gorhamschools.org)

James J. Hager, Jr. - 2012  
13 Newton Dr.  
839-2338  
[jimh@gorhamschools.org](mailto:jimh@gorhamschools.org)

Kyle P. Currier - 2010  
6 Aspen Lane  
839-3832  
[kylec@gorhamschools.org](mailto:kylec@gorhamschools.org)

Rose Marie South – 2012  
12 George St.  
892-6284  
[maries@gorhamschools.org](mailto:maries@gorhamschools.org)

Katherine A. Garrard - 2011  
11 Ledge Hill Rd.  
839-8342  
[kathyg@gorhamschools.org](mailto:kathyg@gorhamschools.org)

Polly C. Shields - 2011  
24 Highmeadow Dr.,  
894-5149  
[pollys@gorhamschools.org](mailto:pollys@gorhamschools.org)

## **SUPERINTENDENT OF SCHOOLS**

Ted Sharp  
75 South St., Ste. 2  
222-1000  
[Ted\\_Sharp@gorham.k12.me.us](mailto:Ted_Sharp@gorham.k12.me.us)

## **LEGISLATIVE CONTACTS**

### **STATE SENATOR (DISTRICT 6)**

Senator Philip Bartlett, II  
141 South Street  
Gorham, ME 04038  
839-7827  
[SenPhilipBartlett@Legislature.maine.gov](mailto:SenPhilipBartlett@Legislature.maine.gov)

### **STATE REPRESENTATIVE (DIST. 129)**

Jane Knapp  
P.O.Box 123.  
Gorham, ME 04038  
839-3880  
[RepJaneKnapp@Legislature.maine.gov](mailto:RepJaneKnapp@Legislature.maine.gov)

### **STATE REPRESENTATIVE (DIST. 130)**

Linda Sanborn  
170 Spiller Road  
Gorham, ME 04038  
839-4664  
[RepLindaSanborn@Legislature.maine.gov](mailto:RepLindaSanborn@Legislature.maine.gov)

### **U S REPRESENTATIVE (DIST. 1)**

Chellie Pingree  
57 Exchange St., Suite 302  
Portland, ME 04101  
774-5019  
<http://pingree.house.gov>

### **UNITED STATES SENATORS**

Olympia J. Snow  
3 Canal Plaza  
P.O. Box 188 DTS  
Portland, ME 04112  
Telephone: (207) 874-0883  
[olympia@snowe.senate.gov](mailto:olympia@snowe.senate.gov)

Susan M. Collins  
202 Harlow Street, Room 204  
P.O. Box 655  
Bangor, ME 04402  
Telephone: (207) 945-0417  
[www.collins.senate.gov](http://www.collins.senate.gov)

## ANNUAL SCHEDULE OF MEETINGS

<b>Board/Commission</b>	<b>Schedule</b>	<b>Time</b>	<b>Location</b>
Town Council	First Tuesday of the month. If additional meetings or workshops are necessary- 3 <sup>rd</sup> Tuesday of the month	7:00pm	Gorham Municipal Center-Council Chambers
Planning Board	Usually the first Monday of the month – Occasionally third Monday	7:00pm	Gorham Municipal Center-Council Chambers
Board of Health	Meets as needed		
Board of Appeals	Usually the third Thursday of the month	7:00	Gorham Municipal Center-Council Chambers
Board of Assessment Review	Meets as needed		
Fair Hearing Board	Meets as needed		
Gorham Cable Television Committee	4 times annually-dates to be determined		Gorham Municipal Center
Gorham Parks & Conservation Committee	Meets as needed		
Recycling Committee	Meets as needed		Public Works Office
Gorham Economic Development Corporation	Usually second or third Wednesday of each month	8:00am	Gorham Municipal Center
Baxter Memorial Library Board of Trustees	Usually the second Thursday of the month	6:30pm	Baxter Memorial Library

## **FREQUENTLY ASKED QUESTIONS**

### **When are my taxes due?**

Taxes are normally due November 15<sup>th</sup> and May 15<sup>th</sup>. The Town Council may occasionally change these dates if they fall on a weekend.

### **How can I view my property tax bills?**

You can access this information by going to the Town's website [www.gorham-me.org](http://www.gorham-me.org). From the homepage go to "Town Departments" and then click on "Assessing Department". Scroll down to find the link for "Real Estate and Personal Property Tax Bills". Choose the desired year you would like to view. Choose the file with the first letter of the property owner's last name as of April 1<sup>st</sup>. If you are printing a copy of the tax bill, be sure to choose "print current page" or "print selected record" on the printer menu so you don't print the entire file.

### **How can I view my property assessment information?**

You can access this information by going to the Town's website [www.gorham-me.org](http://www.gorham-me.org). From the homepage go to "Town Departments" and then click on "Assessing Department". Scroll down to "Current Property Tax Data (Vision)". Click on the link to view information on property, including assessed value and photo of building(s).

### **Do I have to apply for the Homestead Exemption or Veterans Exemption every year?**

No. Once approved, your Homestead Exemption is in place and will carry over from year to year. If you move, you will have to submit an application for the new property.

### **Where can I get a burn permit?**

Weather permitting; residents are able to obtain burning permits during the hours of 8:30am to 4:30pm, Monday through Friday and on Saturday and Sunday from 8:30am to 12:00pm at NO CHARGE. Burn permits are also available at no charge from the Town of Gorham website at [www.burningpermit.com](http://www.burningpermit.com).

At other times you are able to obtain burning permits from <http://www.maineburnpermit.com> at a fee of \$7.00, 24 hours a day, 7 days a week.

### **What do I need to get my car registered?**

For **FIRST** time registrations, the person or persons to whom the vehicle is being registered must come in to process the registration. Anyone can re-register a vehicle.

Proof of Insurance from your Insurance Company can be e-mailed to [townclerk@gorham.me.us](mailto:townclerk@gorham.me.us) or faxed to 839-5036.

**If purchased from a Maine dealer:**

Blue Copy of Title Application  
Green Sales Tax Form  
Lease agreement (If a leased vehicle)  
Proof of Insurance  
Old Registration (if old plates are being used)  
Maroney Label (Window sticker if a brand new vehicle)  
Current Mileage

**If purchased in a private sale:**

Bill of sale  
Previous owner(s) original title assigned to you on the back by the seller or the blue copy of your title application from a lending institution  
Lien Release (if needed)  
Proof of Insurance  
Sales Tax must be paid to Town Office  
Current Mileage

**If previously registered out of State:**

Out of State Title or lien holder's address  
Lease agreement (If a leased vehicle)  
Out of State Registration  
Proof of Insurance  
Current Mileage

**Paperwork for Vehicle Re-registration**

Old Registration  
Proof of Insurance  
Current Mileage

**Do you accept credit cards?**

The Town of Gorham offers the convenience of accepting credit cards for payments. A non-refundable convenience fee will be applied to cardholders who wish to pay via credit card or debit card. The Town has accepted debit cards for payments in the past without a convenience fee; however, the fees charged to the town by the bank to process these transactions have steadily increased. A convenience fee will be required in order to allow the town the option to accept payments via credit card or debit card. The fee will be disclosed at the time of the transaction payment with the option for the cardholder to decline the fee and make the payment via check or cash. The fee will be 2.45% of the transaction amount (with a \$1.50 minimum) except for payments made with a Visa consumer check/debit card (not a Visa credit card) which will have a flat fee of \$3.95.

**What do I need to obtain a passport?**

You will need to complete a passport application, which is available in the Town Clerk's Office, or you may download one from the U. S. Department of State's website, [www.travel.state.gov](http://www.travel.state.gov). Once the application form is completely filled out, **but not signed**, bring it in with a **CERTIFIED** copy



of your birth certificate (a certified copy has a raised seal). You will need identification; this can be a valid driver's license. You will also need two identical 2x2 full-face photos; these can be taken here at the Town office for a \$10.00 fee. If you have previously had a U. S. passport, you must submit it with your application. If the previous passport is lost, a statement can be completed at time of application for the new one.

You will also need two forms of payment: 1): A check or money order, payable to The U.S. Department of State and a payment to the Town of Gorham that can be by check, cash or credit/debit card. The payment for the U.S. Department of State is as follows: For the passport book, Adult \$110.00, child (15 and under) \$80.00 and for the passport card (land & sea crossings only to Canada & Mexico) Adult \$30.00, child (15 and under) \$15.00. **If you need your passport in less than 6 weeks, you can have it expedited for an extra charge of \$60.00. If you need your passport in less than 3 weeks, you will have to make an appointment with the Boston passport agency to process your application.**

**For children under 14 years of age:** The application requires signatures of both parents who need to show a parental relationship. This can be a birth certificate and other identification. If a parent has sole custody, they need to show either a written consent from the absent parent or legal evidence of sole custody. If one parent can not be present at the time of application they will need to provide a notarized statement giving their permission for their child to apply for a passport.

**What types of services are available online?**

**[www.gorham-me.org](http://www.gorham-me.org)**

Many services that are available at the Municipal Center are also available online and some are listed below. Depending on your need, there are also many forms and applications on the website from the various Department pages.

**Vehicle Re-registrations:** There is a link to "Rapid Renewal" on the Town's homepage.

**Online Dog Licenses:** There is a link provided on the Town's homepage.

**Hunting/Fishing Licenses and ATV/Snowmobile/Boat Registrations:** There is a link provided on the Town's homepage.

**When will my trash be picked up? What if there is a holiday?**

There are several different trash pick up days, depending on where you live. You can look up your area by logging onto the Town website and going to the "Trash and Recycling Information" link from the Public Works Department page. You will also find alternate schedule information as well as other useful information on recycling.

**Who do I contact if I come across a stray dog or cat?**

You can reach the Animal Control Officer by calling Dispatch at 839-5581.

## **REPORT OF THE TOWN MANAGER**

It is my pleasure to provide the Annual Report for the fiscal year beginning July 1, 2009 through June 30, 2010 to the Town Council and citizens of Gorham.

During the year, economists advised us that we were no longer in a recession. That may have been correct, but the economy provided a weak recovery with limited job growth. Locally, Gorham experienced some new home construction and issued 62 permits for single family and condominium dwelling units. This is a 129% increase from the 2008/09 fiscal year, which may sound impressive, but this percentage increase is based on the anemic 27 permits issued the prior year, the lowest amount issued in many years. A better comparison to normal would be the 111 permits issued in fiscal year 2005/06. As you can see, the rebound is encouraging, but still far below normal permit activity.

The weak economy continued to affect the operation of the Town's government. For the third year in a row, non property tax revenues were expected to be lower for the fiscal year. Once again, the Town Council had the unenviable choice of either reducing services or increasing property taxes during a weak economy as it worked on the budget for the 2009/10 fiscal year. As usual, the Town Council went to work with the goal of producing a budget that would continue to provide quality essential services without a tax increase. In the end, the Town Council was able to adopt a budget that reduced the property tax rate from \$16 to \$15.90 resulting in the 3<sup>rd</sup> year in a row without an increase in the tax rate.

Although the economic environment continued to be very challenging, the Town made good progress on a number of issues important to the Town.

In September 2008, the voters approved a new elementary school. R J Grondin, a local Gorham contractor, started site work on the construction on the new school in the Fall of 2009. Construction began in the Spring of 2010. The project will cost approximately \$25.83 million with the State paying 89.9%, local tax payers paying 9.6% and 0.6% coming from a grant. This school will be heated and air conditioned with geothermal energy and will be well insulated and energy efficient. The project, which is located on Stevens Drive off of Route 237, is on schedule and expected to be completed and open for students in the Fall of 2011. When it opens in 2011, the school should alleviate some of the over crowding in the school system.

In last year's Annual Report, I reported on the Town's participation in a Highway Study called the East-West Gorham Corridor Study conducted at the request of the Towns of Gorham and Scarborough and Cities of Westbrook and South Portland. The four communities are seeking to build on the improvements made with the Bernard P. Rines Highway that created a Bypass of Gorham Village. As intended, the new Bernard P. Rines Highway produced substantial reductions in traffic congestion in Gorham Village but did not address traffic congestion in other areas of the transportation corridor. During the past year, the Study Committee and a separate Advisory Committee held numerous meetings as the Study proceeded to look at how land use patterns, mass transit options and new road capacity collectively could reduce traffic congestion in the future and provide a more efficient transportation system. This Study is expected to be completed in the Fall of 2010.

In September 2008, the Town Council adopted an updated Master Plan for the Chick Property located behind the Public Safety building. That action was followed by the Town obtaining a Site Permit from the Maine Department of Environmental Protection. A Site Permit should have been obtained in 1980 when the Narragansett School was constructed; however, neither the Town nor the Maine DEP could find a copy of a permit. The new permit covered the prior work on the Chick property and also permitted projects in the newly adopted Master Plan. In April 2010, the Town obtained its local permit from the Planning Board to construct Phase 1 of the Master Plan. The Town Council accepted a bid from RJ Grondin's to do the project. Funds for the work on this project came from the 2005 Bond that voters approved to renovate the current Municipal Center. That bond also provided funds for improvements to the Chick property and Public Safety Building. Phase 1 is intended to provide a storm water detention pond required by new Federal and State Stormwater management rules, a new access road and new parking facilities. The project is expected to be completed by Fall 2010.

In March, Maureen Finger, our Finance Director, Hollis Cobb, the School Business Manager, and I went to Boston to meet with representatives of Moody's and Standard and Poors, who are credit rating agencies, to make a presentation about the Town of Gorham in preparation of issuing the bonds to finance the new Elementary School. Both rating agencies subsequently provided very good ratings to the Town of Gorham (Moody's rating was A1 and Standard and Poors rating was AA) and in late March, the Town successfully sold it \$20,385,000 bonds with an interest rate of 3.71% from Morgan Stanley. The bond issue is for 20 years.

In April, the Town Council authorized a referendum for up to \$3 million in road construction and up to \$450,000 to purchase a new Squad Truck for the Fire Department. That referendum question went to the voters in June 2010 and was approved. With voter approval of this bond issue, we began preparations to issue the new bonds during the summer of 2010.

During the past year, the Town Council also accepted 3 new roads that added 0.53 miles of new public roads to be maintained. The 3 new roads include:

- Peregrine Drive
- Falcon Crest Drive
- Barnfield Lane

The Town Council also updated the Cable TV Policy and approved funding to add Streaming Video to allow residents to watch Town Council, Planning Board and School Board meetings on their computer screens while the meetings are in progress or to look at archived meetings at their leisure. This new service is expected to be available in August or September 2010 and will provide flexibility and convenience for our citizens who watch our meetings.

In July 2009, the Town found out that its application for grant funds to construct a Fire Station in the Little Falls and West Gorham area had not been successful. There was strong national competition for those funds and unfortunately no application from a municipality in the State of Maine succeeded. However, the Town was successful in obtaining a grant to install solar panels at the Municipal Center to produce electricity from the sun and a grant to help pay the costs of renovating the sidewalks at the intersection of Routes 25 and 114 in Gorham Village. Both of those projects will take some time to implement as we work with the grant funding programs. At their June 2010 meeting, the Town Council

also authorized staff to submit a grant application for a 1.5 mile walking and bike trail between New Portland Road and Hutcherson Drive. The results of this application will not be known for a while.

In June, the Town Council made a decision to take possession of a property located at 27 Preble Street that had been owned by Gamma Omega of Phi Kappa Sig Fraternity. Over the course of time, the property owners had failed to pay their property taxes, and tax liens for 4 different years had matured with approximately \$27,000 owed to the Town. In addition, there had been past violations and also code violations of the life safety code. The Police had been called to the property and neighborhood many times because of activity associated with the property.

Every year I note the tremendous contribution of the many volunteers that serve our community. Volunteers serve as coaches in our Recreation programs, provide valuable help at Baxter Memorial Library, and serve on various Boards and Committees. The quality of life in Gorham is greatly enhanced because of the work of our volunteers and help to make Gorham a very special place to live, work and raise a family. I would like to take this opportunity to express my appreciation to our volunteers who generously donate their time.

Finally, I would like to express my sincere appreciation to all of the Town's employees for their continued commitment and service to the Gorham community.

Respectfully Submitted,

David O. Cole  
Town Manager

*124th Legislature*  
*Senate of*  
*Maine*  
*Senate District 6*

*Senator Philip L. Bartlett II*  
*Majority Leader*  
*3 State House Station*  
*Augusta, ME 04333-0003*  
*(207) 287-1515*

*141 South Street*  
*Gorham, ME 04038*  
*(207) 839-7827*

Dear Friends & Neighbors,

Thank you for the opportunity to be your State Senator. For the last two sessions, I have had the privilege of serving as the Senate Majority Leader; but the true honor is representing the people, businesses, and interests of our community and state.

This past legislative session will be remembered for how well both parties worked together to overcome the challenges created by the global recession. Over the last year, we closed a nearly \$1 billion budget gap while holding the line on taxes, maintaining the safety net and making state government work better for the people it serves – you.

This year we passed a bond package that will put Mainers back to work building and rebuilding our aging infrastructure; we enacted legislation that curbs insurance company abuses; and we continued to make historic investments in renewable energy technology. Together we have paved the way for a more prosperous Maine where everyone, from Gorham to Greenville, will have access to even greater opportunity.

No matter how complex or challenging the issue, it is an honor to represent you at the State House. As your State Senator, it is my pledge to keep you informed about what is happening in the Maine Legislature. Please go to [www.mainesenate.org/bartlett](http://www.mainesenate.org/bartlett) to sign up for legislative email updates.

As always, feel free to contact me anytime by email at [SenPhilip.Bartlett@legislature.maine.gov](mailto:SenPhilip.Bartlett@legislature.maine.gov). I can also be reached by phone at (207) 287-1515.

Sincerely,



Philip L. Bartlett II  
Senate Majority Leader

## ASSESSING DEPARTMENT

The Assessing Department assigns and updates tax values on existing and new taxable real and personal property and finalizes the tax rolls for commitment purposes. We establish and provide information including property tax value and map/lot numbers and addresses and create updated tax maps each year. We also administer tax exempt and tax reduction programs and answer a variety of questions as needed.

### TOWN OF GORHAM, MAINE Property Tax Rates – All Direct and Overlapping Governments (Per \$1,000 of Assessed Value) Last Ten Fiscal Years

Fiscal Year	<u>Direct</u>		<u>Overlapping</u>	
	Municipal Tax Rate	School Tax Rate	County Tax Rate	Total Tax Rate
2000	5.84	13.94	0.72	20.50
2001	6.05	14.59	0.76	21.40
2002	4.58	12.20	0.62	17.40 *
2003	4.92	12.76	0.72	18.40
2004	5.09	13.56	0.75	19.40
2005	5.06	14.20	0.74	20.00
2006	5.76	12.98	0.76	19.50
2007	6.04	12.61	0.75	19.40
2008	4.95	10.46	0.59	16.00**
2009	4.98	10.4	0.62	16.00
2010	5.17	10.09	0.64	15.90

Source: Gorham Assessing Office.

\* The drop in the tax rate for fiscal year 2002 was the result of revaluation.

\*\* The drop in the tax rate for fiscal year 2008 was the result of a Town wide value adjustment for all real property tax parcels.

## BAXTER MEMORIAL LIBRARY

The Baxter Memorial Library is a cultural and educational institution which exists to serve as a community resource center meeting the needs of its citizens of all ages for information, enjoyment and life-long learning. Through its association in the MINERVA Library Consortium, the Baxter Memorial Library has access to books and resources from around the state, making it truly a library without walls.

FISCAL YEAR		2006	2007	2008	2009*	2010**
<i>CHECKOUTS</i>		73,588	68,713	68,652	69,746	71,358
<i>RENEWALS</i>		19,179	18,300	19,812	19,850	18,773
<i>Interlibrary Loans BORROWED</i>	For our patrons	5,950	8,567	12,035	14,551	12,198
<i>Interlibrary Loans LENT</i>	To other libraries	4,363	5,578	8,910	11,903	11,980
<b>Total Circulation</b>		<b>103,080</b>	<b>101,158</b>	<b>109,409</b>	<b>116,050</b>	<b>114,309</b>
<i>INTERNET USE SESSIONS</i>		13,724	14,547	15,869	13,381	8,574
<i>REFERENCE QUESTIONS</i>		6,769	9,713	7,687	14,570	17,119
<i>NEW PATRONS</i>		983	901	1,047	1,054	967
<i>TOTAL PATRONS</i> as of 6/30/10	<b>6297</b>					
<i>PROGRAM ATTENDANCE</i>		5,207	5,080	3,822	5,200	4,905
<i>LIBRARY ATTENDANCE</i> (estimated)		44,220	48,550	54,520	56,108	66,040

\*The library was open 3 less hours (reduced to 47 per week) beginning 7/1/08 due to budget cuts.

\*\*The library was open 4 less hours (reduced to 43 per week) beginning 9/14/09. Interlibrary loan was suspended for 6+ weeks due to lack of statewide delivery service mid July – August 2009.

# Town of Gorham

## Code Enforcement Department

Municipal Center Room 143


75 South Street, Suite 1

Gorham, Maine 04038

(207) 222-1605

(207) 839-4793 Fax

[www.gorham-me.org](http://www.gorham-me.org)



### DAVID TWOMEY

CODE ENFORCEMENT OFFICER

[ccushman@gorham.me.us](mailto:ccushman@gorham.me.us)

### FREEMAN ABBOTT

Assistant Code Officer

[fabbott@gorham.me.us](mailto:fabbott@gorham.me.us)

### ANGELA T. FALL

Administrative Assistant

[afall@gorham.me.us](mailto:afall@gorham.me.us)

## Code Enforcement Office

After 15 years of service, Code Enforcement Officer Clint Cushman retired this year. The position has been filled by Code Enforcement Officer David Twomey. The following services are provided by the Code Enforcement Office: review applications and issue permits (building, electrical, plumbing, septic system, sign and use permits), conduct inspections, assist the public with zoning matters, assessing information, (copies, deeds, etc.), investigate complaints and enforce ordinances, codes and certain state laws, and provide staff support for the Zoning Board of Appeals. The CEO sits on the Site Plan Review Committee and confers with the Planning Department. The CEO and Assistant CEO review building plans and proposals going to the Planning Board and Site Plan Review Committee, work closely with the Fire Department to ensure compliance with related codes, administer the Small Community Grant Program for the replacement of malfunctioning septic systems for qualified applicants, and work in conjunction with the State Electrical Inspectors Office, State Planning Office and the DEP to ensure compliance with relevant state and local laws and ordinances. The CEO interprets ordinances and codes and makes determinations on ambiguous or questionable parts thereof (subject to appeal).

### Fiscal Year Breakdown

	<u>00/01</u>	<u>01/02</u>	<u>02/03</u>	<u>03/04</u>	<u>04/05</u>	<u>05/06</u>	<u>06/07</u>	<u>07/08</u>	<u>08/09</u>	<u>09-10</u>
SINGLE FAMILY HOMES	108	180	135	88	92	85	58	38	26	58
CONDO'S	8	0	0	7	32	27	2	9	1	4
COMMERCIAL	<u>22</u>	<u>24</u>	<u>21</u>	<u>31</u>	<u>17</u>	<u>25</u>	<u>24</u>	<u>19</u>	<u>17</u>	<u>14</u>
<b><u>TOTALS</u></b>	<b>138</b>	<b>204</b>	<b>156</b>	<b>126</b>	<b>141</b>	<b>137</b>	<b>84</b>	<b>66</b>	<b>44</b>	<b>76</b>



## FIRE/RESCUE DEPARTMENT

The Gorham Fire/Rescue Department provides the following services to our citizens through 10 fulltime personnel, 2 Secretaries, 1 Fire Chief, 1 Deputy Fire Chief, 2 Call Deputies, 1 part time Fire Inspector and 100 call company members: Fire Suppression, Emergency Medical Services at the Paramedic level, Hazardous Materials and Weapons of Mass Destruction response, Confined Space Rescue, Water Rescue, Extrication, Fire Prevention and Education, Code Enforcement and Inspections of all Fire Codes and Plan review.

### Call Reason

	2004	2005	2006	%	2007	%	2008	%	2009	%
Medical Emergencies	993	971	1091	49.08%	1190	49.44%	1222	45.89%	1325	50.57%
Motor Vehicle Crashes with PI	168	189	182	8.19%	211	8.77%	196	7.36%	192	7.33%
Fire Mutual Aid	324	360	422	18.98%	214	8.89%	522	19.60%	520	19.85%
Paramedic Intercepts	67	92	110	4.95%	95	3.95%	82	3.08%	49	1.87%
Fire Alarms	124	119	119	5.35%	99	4.11%	140	5.26%	125	4.77%
Auto Fires	9	15	9	0.40%	18	0.75%	10	0.38%	6	0.23%
Lines Down ( Cable/Power/Phone)	24	48	63	2.83%	135	5.61%	108	4.06%	42	1.60%
Confined Space Stand By	30	3	21	0.94%	31	1.29%	41	1.54%	24	0.92%
Smoke in Building	13	17	8	0.36%	17	0.71%	12	0.45%	11	0.42%
Smoke Investigation Outside	25	20	20	0.90%	15	0.62%	24	0.90%	34	1.30%
Spills / Leaks	12	8	13	0.58%	12	0.50%	26	0.98%	5	0.19%
Water Problems	21	35	18	0.81%	134	5.57%	28	1.05%	86	3.28%
Reported Structure Fires	13	19	24	1.08%	24	1.00%	20	0.75%	20	0.76%
Arson	1	1	5	0.22%	4	0.17%	1	0.04%	0	0.00%
Check the Well Being	15	8	8	0.36%	0	0.00%	0	0.00%	5	0.19%
Chimney Fires	12	12	9	0.40%	6	0.25%	11	0.41%	14	0.53%
CO Alarms	14	13	16	0.72%	18	0.75%	24	0.90%	23	0.88%
Dumpster Fires	1	1	2	0.09%	0	0.00%	0	0.00%	0	0.00%
Electrical Emergency Desk Box	10	8	6	0.27%	11	0.46%	1	0.04%	4	0.15%
Elevator Emergency	10	2	10	0.45%	11	0.46%	9	0.34%	13	0.50%
Woods/Grass Fires	22	30	21	0.94%	26	1.08%	18	0.68%	6	0.23%
Haz-Mat Desk Box	4	5	4	0.18%	5	0.21%	6	0.23%	3	0.11%
Gas Problem Outside	1	2	0	0.00%	8	0.33%	10	0.38%	4	0.15%
Gas Problem in Structure	14	11	13	0.58%	14	0.58%	13	0.49%	5	0.19%
Industrial Accident	0	0	0	0.00%	0	0.00%	0	0.00%	0	0.00%
Water Rescue	0	0	1	0.04%	2	0.08%	1	0.04%	2	0.08%
Unattended/Unpermitted Burning		48	25	1.12%	32	1.33%	38	1.43%	37	1.41%
Unknown Substance Threat		2	3	0.13%	12	0.50%	0	0.00%	0	0.00%
Fire Other Still Box					26	1.08%	62	2.33%	47	1.79%
Fire Other Desk Box					18	0.75%	26	0.98%	14	0.53%
Portland Jet Port 7244					10	0.42%	10	0.38%	2	0.08%
Fire Task Force					1	0.04%	0	0.00%	0	0.00%
PVHMT Out of Town Response					8	0.33%	2	0.08%	2	0.08%
<b>Totals</b>	<b>1927</b>	<b>2039</b>	<b>2223</b>		<b>2407</b>		<b>2663</b>		<b>2620</b>	

**Gorham Access Television & Technology**  
**GGETV Channel 3 (Government/Education) – [www.gorham-me.org](http://www.gorham-me.org)**  
**GOCAT Channel 2 (Community Access) – [www.gocat.org](http://www.gocat.org)**

*Production Studio located at Gorham Municipal Center  
Gorham Access provides 4 wireless Internet zones at the Municipal Center*

**Mission Statement:**

**To be a communication resource for use by the Town and its citizens.**  
Gorham Access staff maintains the broadcast and technical functions for 2 PEG  
(Public/Educational/Government) TV stations.

**Channel 3** – the government and education station is staffed by GOCAT and records and re-broadcasts municipal and school meetings as well as information provided by county and state departments. Staff maintains a “bulletin board” that provides official information pertinent to citizens regarding governmental affairs. The Town website for GGETV is updated weekly. Staff assists Town & School Department in requests for informational productions, media support: set-up of equipment, designing presentations, video edits, and media duplication. Station Manager maintains technical operations and repairs for the TV Studio and broadcast functions for both channels.

**Programming Statistics Channel 3: Gorham Government/Education**

New Broadcast - Town – 6.7 hours/month    County – 3 hours/month

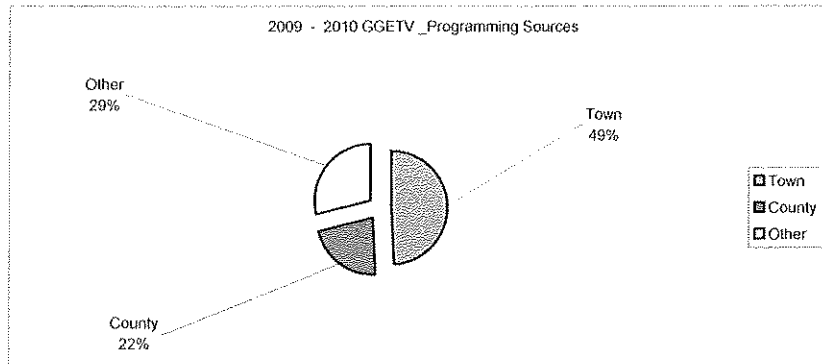
Other (school & other agencies) – 4 hours/month

Re-Broadcast of governmental programming.

Average/week 63.7 hours

Average/year: 3309 hours

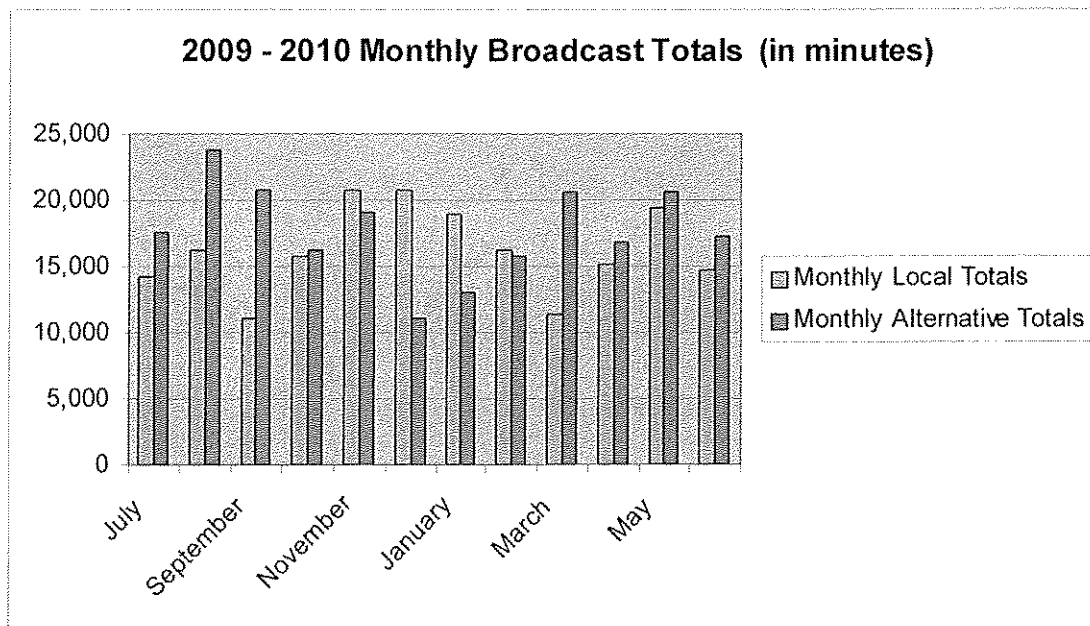
Bulletin Board runs between program gaps 24 hours a day.



**Channel 2** – the community side provides training and equipment to residents wishing to create their own media presentations. GOCAT Studio houses the production suite and multiple computer workstations that provide a range of technology related software. GOCAT staff works with citizens, the Gorham Business & Civic Exchange, University of Southern Maine, non-profits, and civic organizations to produce local programming. Productions feature guest lecturers, special events, local talk, arts, sports, and informational shows. Gorham Access is the steward of the community video archives and receives frequent requests for media duplication. Staff maintains the community “bulletin board” providing announcements of station programming, local events and services.

#### **Programming Statistics Channel 2: Gorham Community Access**

- Monthly Local Programming – Staff and citizen produced shows
- Monthly Alternative Programming- other access TV/ civic/ labor / political groups
- *Bulletin Board* runs between program gaps 24 hours a day (not included in graph).



#### **Programming Statistics YouTube.com/gorhamtimes**

Streaming video available through the Internet:  
38 uploads from GOCAT with 2500 views Jan 2009 – June 2010

#### **Programming Statistics Earth Channel Stream**

On-demand and live video stream – operating as of August 1, 2010  
No statistics available at this time

**Staff:**

- ¾ time -Access Television Manager/ Production & Technical Director
- ½ time -Media Specialist
- Auxiliary/On call –Videographers / Production Assistants
- Volunteers

**Major Equipment:**

*Video Equipment:* Digital Video Cameras, Digital Still Cameras, Non-Linear Edit Systems, Remote Camera Systems, and a Field Production System

*Computers:* 6 Apple / 6 PC, variety of production and graphics software

*Sound Equipment:* Public Address System, Microphones, Audio Mixers, and sound processing software

*Proprietary Broadcast Video Computer Systems:* Compix (text and image generator), Scala (bulletin board), Leightronix:Nexus (video server), Telvue:Princeton Server (video server), Earth Channel video encoder (streaming for Internet)

Multiple software programs.

## TOWN OF GORHAM PLANNING DEPARTMENT

The Planning Department provides planning assistance and technical support to the Planning Board, the Site Plan Review Committee, the Town Council and the general public. The staff coordinates the review of all proposed land use development applications requiring approval by the Planning Board or Site Plan Review Committee. The Department also oversees special planning projects, the development and adoption of new ordinances and amendments to the Land Use and Development Code, as well as the Official Zoning Map of the Town.

During the current fiscal year, the Planning Department processed applications for 41 new developments and amendments to previously approved projects: 23 have been approved, 5 were withdrawn, and 13 were carried forward for completion in FY 2011. The Planning Board and staff also prepared and/or reviewed 11 proposed zoning amendments, with 8 being adopted by the Town Council and 13 being carried forward for completion in FY 2011.

- **Development Activity**

Beginning of FY 2010	No. of Applications Pending	20
July 1, 2009 – To Date	No. of New Applications Submitted	21
July 1, 2009 – To Date	No. of Applications Approved	23
July 1, 2009 – To Date	No. of Applications Withdrawn	5

---

- **Applications Approved by Type (July 1, 2009 – June 30, 2010)**

Subdivisions	5	Private Ways	2
Subdivision Amendments	3	Street Acceptances	2
Major Site Plans	5	Mineral Extraction Permits	0
Administrative Reviews	7	Special Exception Uses	1
Telecom Tower	0		

- **New Lots/Units & Roads Approved**

Number of New Subdivisions Created	5
Number of New Lots and Units Approved	129
a. residential subdivision lots	78
b. commercial subdivision lots	5
c. condo units	44
d. private way lots	2
Number of New Private Ways Approved	2
Number of New Public Streets Accepted	3
Number of Potential New Public Roads Approved	5

- **Zoning Ordinance & Map Amendments**

Amendments to the Land Use & Development Code	8
---	---

- **Grant Applications**

CDBG	Village Sidewalks - Awarded \$150,000
MDOT	Rails to Trails - Trail to connect Gorham Village with the Industrial Park - Pending
MDOT	Safe Routes to School - Sidewalk to connect new Gorham Elementary School with Little Falls Village - Pending

## GORHAM POLICE DEPARTMENT

The Gorham Police Department consists of 23 sworn officers and 2 civilian employees and provides the following services: Conducts routine police patrol enforcing state laws and local ordinances, investigates all crimes that occur within or impact the community, investigates all motor vehicle accidents, prepares and presents to the District Attorney all cases that warrant prosecution, conducts background investigations prior to the issuance of concealed weapons permits or Town required permits, instructs various classes to students in grades K-12 as well as teaching the DARE curriculum to the Village School, works collectively with other Municipal departments or civic organizations to help address their concerns, assists other local, state, or federal law enforcement agencies as needed, provides various reports to requesting parties and enforces animal control laws and ordinances.

**Value of Stolen Property: \$135,564.00      Value of Recovered Property: \$6,023.00**

### Index Crimes:

Vehicle Theft	5	Robbery	1
Assault	85	Burglary	66
Rape	4	Larceny	155
Domestic Assault	32		

### Ages and Sex of Persons Arrested:

#### Age:

10-12	2 Male	0 Female
13-14	19 Male	2 Female
15	11 Male	4 Female
16	27 Male	9 Female
17	25 Male	14 Female
18	51 Male	23 Female
19	74 Male	29 Female
20	57 Male	24 Female
21	34 Male	13 Female
22	26 Male	07 Female
23	09 Male	12 Female

#### Age:

24	20 Male	10 Female
25-29	53 Male	18 Female
30-34	43 Male	12 Female
35-39	25 Male	15 Female
40-44	32 Male	10 Female
45-49	21 Male	10 Female
50-54	19 Male	4 Female
55-59	7 Male	1 Female
60-64	5 Male	0 Female
65+	6 Male	0 Female

**Traffic Summonses Issued:**      2970

**Traffic Warnings Issued:**      541

### **Motor Vehicle Accidents:**

**Parking Tickets Issued:**      256

Personal Injury:    140  
Property Damage: 379

## PUBLIC WORKS DEPARTMENT

The Town of Gorham's Public Works Department is primarily responsible for the maintenance of over 141 miles of Town roads and 14.98 miles of State roads. This road maintenance work includes, but is not limited to, the maintenance of pavement (summer and winter), markings and striping, signage, bridges, culverts, ditches, traffic lights, trees, picking up dead animals and trash in the roadway, mowing of grass within the roadway, cleaning of catch basins, and street sweeping. In addition to roadway maintenance, Public Works also conducts capital road improvement projects, building, cemetery and facility maintenance, cemetery burials, mowing and trimming of Town grounds, and oversees the curbside collection "Pay-Per-Bag" and recycling program. Public Works, through the Public Works Director, assists with development plan review and construction and coordinates the Town's GIS Program. Public Works also assists every other Town Department and the School System in a variety of capacities when needed.

ROADS		PLOW ROUTES		SIDEWALKS	
Number	280	Number	13	No. of Miles	17.80 (Est.)
Dead Ends and Turning Circles	148	Average Length	11.8 miles	Miles Plowed In Winter	8.53 miles
Thru Roads	125	Average Time to Complete	4 hours		
Total Town Miles	142.3				
Total State Miles	14.98				

CEMETERIES	ACREAGE	PUBLIC AREAS	ACREAGE
Dow Road	1.51	Baxter Library, Museum & Gorham Times	0.25
Eastern	10.31	Fort Hill Park	5.00
Fort Hill	1.42	Gorham Middle School	4.00
Little Falls	0.21	Little Falls Recreational Area	12.01
North St.	2.85	Little Falls School	6.09
Sapling Hill	1.76	Public Safety Build. & Narragansett School	26.53
Shaws Mill	0.13	North Gorham Fire Station	0.29
Smith	0.1	Phinney Park	0.41
South Gorham	2.09	Robie Gym	0.54
		Robie Park	4.10
South Street	0.82	New Gorham Municipal Center	0.25
Hillside Cemetery	8.82	Village School	10.6
TOTAL ACRES	30.12	West Gorham Fire Station	0.31
		White Rock Fire Station	0.45
		White Rock School	8.56
		Public Works & Landfill	37.9
		PTA Building	1.0.
		Shaw Park	6.0
		High School Parking Lot & Grounds	
		TOTAL ACRES	128.15

**PUBLIC WORKS DEPARTMENT  
TRANSFER STATION  
SOLID WASTE AND RECYCLING**

The Public Works Department maintains the two existing closed landfills, including the administration of the required water testing program.

The transfer station is open for grass clipping drop-off during normal business hours and is open by appointment noon to 1 p.m. Monday through Thursday for the disposal of motor oil. The transfer station is also open during two Saturdays in the spring and two Saturdays in the fall for brush disposal.

The Pay-Per-Bag curbside program began in July 1, 2002 and includes the collection of solid waste and recyclable materials. The current 5-year average tonnage of solid waste brought to EcoMaine from the Town of Gorham is 2,289.32 tons. 162,500 15-gallon trash bags and 99,125 33-gallon trash bags were sold in FY10.



## RECREATION DEPARTMENT

Gorham Recreation Department provides people of all ages opportunities for activities and experiences that support healthy living and community involvement. The Department offers wide a variety of youth and adult sports programs, family outdoor recreation opportunities including hiking, biking, skiing, canoeing and a host of community special events including concerts, festivals, holiday celebrations and camp activities for grades K-8 on a year round basis.

### **GORHAM REC DEPARTMENT ACTIVITIES**

<b><u>Adult Programs</u></b>	<b><u>Participants</u></b>	<b><u>Family /Community Events(Con't)</u></b>	<b><u>Participants</u></b>
31 Sr. Activities	418		
Men's +30 Basketball (# of visits)	403	Burn off the Turkey 5k	345
Men's League Basketball	<b>131</b>	Cardboard Sledding Contest	28
Adult Tennis	<b>10</b>	Kiddie Gym (# of visits)	2425
Adult Fitness (# of visits)	3387	Town Tree Lighting	400
Golf Fore Women	<b>NA</b>	7 Tuesday Gazebo Concerts	525
Shaw Gym Walkers (# of visits)	1275	Memorial Day Parade participants, & spectators	1200
Adult Softball	<b>360</b>	<b>Great American Campout</b>	12
Food Preservation	6	<b><u>Volunteers</u></b>	
Bridge (# of visits)	1200	Base/softball, soccer, basketball, Flag football coaches	355
GoCat Video Boot Camp	4	Community volunteers	200
Gardening Programs	49	Maine Correctional/community services	48
Dog Training	45		
Adult Volleyball	830		
Boating Safety	8		
<b>Wiffleball Tournament</b>	<b>35</b>		
<b>Zumba (# of visits)</b>	<b>5000</b>		
<b><u>Baseball/Softball K-6</u></b>		<b><u>Before/After School Programs</u></b>	
T-Ball	<b>104</b>	After the Bell (average per day)	40
Farm League Baseball	<b>121</b>	Before the Bell (average per day)	15
Farm League Softball	<b>64</b>	Kinder Camp 36 WK School Year	25
Minor League Baseball	<b>73</b>	February Vacation Camp	113
Minor League Softball	<b>24</b>	April Vacation Camp	161
Cal Ripkin Baseball	<b>120</b>	December Vacation Camp	93
Babe Ruth Softball	<b>56</b>	Early Release Sept-May	619
Baseball/Softball Clinics	<b>44</b>	Snow Camp (6 storm events)	46
Step up Clinic baseball	<b>cancelled</b>		
<b><u>Basketball K-7/8</u></b>	<b>493</b>	<b><u>Summer Camps</u></b>	
<b><u>Family/Community Events</u></b>		Jr. Summer Day Camp, average/day	45
National Trails Day	65	Kids Summer Day Camp average/day	115
Scarecrow Festival	150	Teen Extreme Summer Camp av./day	54
Red Sox Games	245	Post-Gap Camp, average/day	30
Bruins trip	52	Girls Summer Basketball	<b>17</b>
Celtics Game	53	Boys Summer Basketball	<b>19</b>
Farm Market (7 events)	300	Lil Lobbers Tennis	<b>24</b>
		Youth Tennis Lesson	<b>53</b>
		Youth Tennis Camp	<b>13</b>
		Junior Golf Camp	26
		Summer Track Club	<b>23</b>
		Go-Cat Video Camp	7
		<b>Coed Basketball Camp</b>	<b>14</b>

<b><u>Youth Activities</u></b>	<b><u>Participants</u></b>	<b><u>Soccer</u></b>	<b><u>Participants</u></b>
Mother/son Fishing Derby	58	Soccer K-6	508
Father/daughter Pedal Paddle Play	20	Challenger soccer	<b>106</b>
Half pint Hoops Basketball	<b>36</b>		
<b>Kiddie Kickers Soccer</b>	<b>55</b>		
Mini Mitts Tee Ball	<b>58</b>		
Speed, agility balance clinic	cancelled		
First Swing Golf	55		
Youth Golf Club Rental	8		
Babysitter Social	<b>24</b>		
Babysitters Instruction	<b>28</b>		
Volleyball	<b>54</b>		
Flag Football	<b>86</b>		
Floor Hockey	<b>100</b>		
Jukado	<b>156</b>		
Mad Science	87		
Mad Science summer camp	<b>18</b>		
North Pole letters	88		
Pillo Hockey	<b>58</b>		
Tumble Kids	<b>62</b>		
<b>Father/Son Fantasy Football</b>	<b>28</b>		
<b>Youth Wrestling</b>	<b>8</b>		
<b><u>Skiing</u></b>			
Sunday River Trips	75		
Shawnee Peak	125		

PLEASE VISIT [www.gorhamrec.com](http://www.gorhamrec.com) FOR A COMPLETE  
LIST OF PROGRAMS AND ACTIVITIES

## TOWN CLERK

The Town Clerk's Department provides the following services; recreational and motor vehicle registrations, fishing and hunting licenses, property and excise tax collection, dog licenses, marriage licenses and marriage ceremonies, certified copies of birth, death, and marriage records, genealogy research, passport application processing, passport photos, notary services, town trash bag and curbside disposal tag sales, voter registration and petition verification. This office also coordinates and oversees all state and local Elections, sells cemetery plots and schedules burials for many cemeteries in town. The following licenses and permits are processed through the Town Clerk's Department; massage therapist/establishment, victualer's (food establishment), junkyard/automobile graveyard, liquor, special amusement, coin-operated amusement device, mass gathering, waste/refuse haulers, mobile home park/campgrounds, sole proprietor & partnership certificates, and door to door solicitation.

### **Total number of Vehicle Registrations processed:**

Motor Vehicle Registrations	11,748*	All Terrain Vehicle Registrations	255
Snowmobile Registrations	619*	Boat Registrations	785*
Trailer and Special Equipment	1,262*	Vehicle Title Applications	928
Duplicate reg./lost plates	778		

\*Not including online transactions which are not issued through our office. Regular data uploads are required to be processed through the Town Clerk's office for the above online transactions.

### **Total Number of Licenses/ Permits Issued:**

Fishing and Hunting Licenses	1,176	Dog Licenses	2,215*
Massage Therapist/Establishment	12	Victualer's Licenses	34
Junkyard/Automobile Graveyard	9	Liquor Licenses	10
One Day Catering Liquor Licenses	15	Burial Permits	122
Mass Gathering Licenses	2	Waste Hauler Licenses	6
Mobile Home Park/Campground	5	Sole Proprietor/Partnership Cert.	15
Door to Door Solicitation Permits	3		

\*Not including dog licenses processed online, see number below. Online dog licenses are processed, issued and mailed to owners by the Town Clerks Department staff.

### **Vital Records:**

Certified copies of marriage, birth, and death records:	1,035
Marriage licenses issued and/or recorded:	73
Birth records recorded:	114
Death records recorded:	139
Marriage ceremonies conducted:	12
Genealogy searches conducted:	13

**Tax Collection:**

Excise Tax Transactions for Motor Vehicles:	12,046*
Sales Tax Transactions for Motor Vehicles:	1,476
Real Estate Tax Accounts:	6,510
Personal Property Tax Accounts:	286

\*Does not include registrations processed online

**Trash Bag and Curbside Disposal Tag Sales:**

Packages of Trash Bags	46
Small Curbside Collection Tickets	7
Large Curbside Collection Tickets	55

**Copies/Faxes/Street Maps/Notary services:**

Photocopy Fees Collected	174
Fax fees Collected	18
Documents Notarized for Citizens	209
Laminating Services	5

**Miscellaneous Services:**

Passports Applications Processed	172
Passport Photos	121
Cemetery Lots Sold	17
Burials Scheduled	47

**The Clerk's Office conducted 2 Elections, certified signatures on 38 petitions containing 5,076 signatures and maintained the voter list for 12,272 registered voters.**

For your convenience, the Town Clerk's Office also offers several services that may be accessed online. The following is a summary of services provided from the Town of Gorham website from July 2009 to June 2010.

**Online Motor Vehicle Registrations: 2,248**

*Please note that the online registration service can only be used for vehicles that have already been registered with the Town and have no changes.*

**Online Boat Registrations: 79**

*Please note that the online registration service can only be used for boats that have already been registered with the Town and have no changes.*

**Online Dog Licenses: 466**

*Online Dog licenses are processed by the Gorham Town Clerk's Department and mailed. Please note that after February 1, renewals of dog licenses must be done at the Municipal Center and can not be processed online.*

**TOWN OF GORHAM, MAINE**  
**REAL ESTATE TAXES SUMMARY LISTING**  
**AS OF JUNE 30, 2010**

ACCT	OWNER	2007 and Prior	2008 Balance	2009 Balance	2010 Balance
3660	ABBA INVESTMENT REALTY, L	\$ -	\$ -	\$ -	\$ 44.18
A0102R	ABBOTT, JULIE M	\$ -	\$ -	\$ -	\$ 1,131.28
A0102R	ABBOTT, JULIE M	\$ -	\$ -	\$ -	\$ 25.44
A0102R	ABBOTT, JULIE M	\$ -	\$ -	\$ -	\$ 1,485.85
A0328R	AHLQUIST, OREN B	\$ -	\$ -	\$ 1,873.91	\$ 3,323.10
A0344R	ALBAUM, KIMBERLY	\$ 9,415.54	\$ 1,140.99	\$ 1,118.85	\$ 998.52
5732	ANDREWS, KATHRYN &	\$ -	\$ -	\$ -	\$ 2,358.76
1250	ANTONOWICZ, TIMOTHY P &	\$ -	\$ -	\$ 2,508.96	\$ 2,305.50
B0091R	BABB, TODD M &	\$ -	\$ -	\$ -	\$ 358.83
5761	BACON, VICTOR B &	\$ -	\$ -	\$ -	\$ 405.42
B0230R	BAKER, P E	\$ -	\$ -	\$ -	\$ 55.36
S2220R	BALCOMB, SCOTT &	\$ -	\$ -	\$ -	\$ 0.05
4572	BALLARD, PATRICIA M &	\$ -	\$ -	\$ -	\$ 558.09
4027	BARBER, JASON	\$ -	\$ -	\$ -	\$ 78.70
4115	BARRIS, RONALD &	\$ -	\$ -	\$ -	\$ 1,206.81
3569	BATCHELDER-WRIGHT, DONNA	\$ 1,043.17	\$ 672.53	\$ 665.63	\$ 572.40
5333	BCM NOMINEE TRUST	\$ -	\$ -	\$ -	\$ 1,139.23
B0779R	BEAULIEU, STEVEN J &	\$ -	\$ -	\$ -	\$ 1,477.11
380	BEAUMIER DEVELOPMENT CORP	\$ 1,435.68	\$ 1,534.77	\$ 1,524.73	\$ 1,380.12
380	BEAUMIER DEVELOPMENT CORP	\$ 887.23	\$ 949.20	\$ 941.29	\$ 831.57
2541	BEDELL, STEPHEN &	\$ -	\$ -	\$ -	\$ 624.87
4754	BEDFORD FALLS ASSOCIATES	\$ -	\$ -	\$ -	\$ 6,755.60
4355	BEETY, CARL R	\$ -	\$ -	\$ -	\$ 739.35
3920	BEGIN, MELISSA	\$ -	\$ -	\$ -	\$ 819.64
4328	BELANGER, ANNE E	\$ -	\$ -	\$ -	\$ 457.92
2646	BILODEAU, LETA J	\$ -	\$ -	\$ -	\$ 735.37
622	BISHOP, NICOLE	\$ -	\$ -	\$ 378.14	\$ 302.10
2657	BLACKWOOD ESTATES, LLC	\$ -	\$ -	\$ -	\$ 28.14
1829	BLAKE, KIMBERLY S	\$ -	\$ -	\$ 107.20	\$ 2,501.07
B1625R	BLAKER, DAVID &	\$ -	\$ -	\$ 411.96	\$ 333.90
B1736R	BOIVIN FAMILY TRUST	\$ 997.99	\$ 468.85	\$ 462.69	\$ 381.60
B1736R	BOIVIN FAMILY TRUST	\$ 997.60	\$ 468.85	\$ 462.69	\$ 381.60
2236	BOLLING, PETER &	\$ -	\$ -	\$ -	\$ 8,234.61
B2015R	BOUCHER, STEPHEN &	\$ -	\$ -	\$ -	\$ 178.08
B2020R	BOUFFARD, CHARLES J-HEIRS	\$ -	\$ -	\$ 3,740.11	\$ 3,463.02
B2250R	BOYD, STACIE D &	\$ -	\$ -	\$ -	\$ 2,031.22
3613	BOYINGTON ASSOCIATES, LLC	\$ -	\$ -	\$ 1,030.91	\$ 915.84
3613	BOYINGTON ASSOCIATES, LLC	\$ -	\$ -	\$ 1,244.00	\$ 1,116.18
3613	BOYINGTON ASSOCIATES, LLC	\$ -	\$ -	\$ 1,299.81	\$ 1,168.65
3613	BOYINGTON ASSOCIATES, LLC	\$ -	\$ -	\$ 1,196.64	\$ 1,071.66
3613	BOYINGTON ASSOCIATES, LLC	\$ -	\$ -	\$ 1,110.40	\$ 990.57
3613	BOYINGTON ASSOCIATES, LLC	\$ -	\$ -	\$ 1,235.54	\$ 1,108.23
B2366R	BRADEEN, GLORIA J	\$ -	\$ -	\$ -	\$ 3,331.05
B2366R	BRADEEN, GLORIA J	\$ -	\$ -	\$ -	\$ 2,625.09
B2410R	BRAGG, GEORGE C &	\$ -	\$ -	\$ -	\$ 1,153.16
B2571R	BRIGGS, PAMELA	\$ -	\$ -	\$ 161.94	\$ 259.17

**TOWN OF GORHAM, MAINE  
REAL ESTATE TAXES SUMMARY LISTING  
AS OF JUNE 30, 2010**

ACCT	OWNER	2007 and Prior	2008 Balance	2009 Balance	2010 Balance
3110	BRINNICK, KENNETH A &	\$ -	\$ -	\$ -	\$ 281.43
L0740R	BROADBENT, VICTORIA M	\$ -	\$ -	\$ -	\$ 1,475.33
B2874R	BROWN, KAREN L	\$ -	\$ -	\$ -	\$ 4,210.57
2162	BROWN, COLLEEN	\$ -	\$ -	\$ -	\$ 348.21
2461	BROWN, DAVID R	\$ -	\$ -	\$ -	\$ 95.40
2461	BROWN, DAVID R	\$ -	\$ -	\$ -	\$ 4,364.55
2461	BROWN, DAVID R	\$ -	\$ -	\$ -	\$ 6,431.55
B3010R	MCDUFFIE, RICHARD	\$ -	\$ -	\$ 2,397.35	\$ 2,200.56
B3141R	BURNHAM, CARL E	\$ -	\$ -	\$ 585.60	\$ 2,041.56
4898	BURNS, ROSEMARIE	\$ -	\$ -	\$ 268.89	\$ 383.19
B3243R	BUSQUE, PETER	\$ -	\$ -	\$ -	\$ 1,512.09
5665	BUTLER, DAVID E &	\$ -	\$ -	\$ -	\$ 1,639.28
B3311R	BUZZELL, MARGARET F	\$ -	\$ -	\$ 1,689.15	\$ 3,062.34
5528	CABRAL, LINDA &	\$ -	\$ -	\$ -	\$ 253.60
5616	CALIRI, SERGIO A	\$ -	\$ -	\$ 219.90	\$ 314.82
4581	CASE, GEORGE N &	\$ -	\$ -	\$ -	\$ 1,538.32
C0700R	CATES, PAULA	\$ 1,923.35	\$ 2,067.72	\$ 1,326.86	\$ 1,194.09
2746	CERINO, JENNIFER J &	\$ -	\$ -	\$ -	\$ 985.22
3864	CERTAINTech BUILDERS, INC	\$ -	\$ -	\$ 1,223.49	\$ 1,125.72
3864	CERTAINTech BUILDERS, INC	\$ -	\$ -	\$ 1,254.14	\$ 1,125.72
3864	CERTAINTech BUILDERS, INC	\$ -	\$ -	\$ 1,254.14	\$ 1,125.72
3864	CERTAINTech BUILDERS, INC	\$ -	\$ -	\$ 1,254.14	\$ 1,125.72
3864	CERTAINTech BUILDERS, INC	\$ -	\$ -	\$ 1,254.14	\$ 1,125.72
C1395R	CHAMBERLAIN, BARBARA A	\$ -	\$ -	\$ -	\$ 338.67
2904	CHAMBERLAIN, MATTHEW	\$ -	\$ -	\$ 408.57	\$ -
3197	BEAUMIER, CALVIN C TRUST	\$ 511.57	\$ 552.03	\$ 545.56	\$ 459.51
C2069R	CLEAVES, ORMAN &	\$ -	\$ -	\$ -	\$ 504.03
C2069R	CLEAVES, ORMAN &	\$ -	\$ -	\$ -	\$ 755.94
2470	CLEMENS, SUSAN M	\$ -	\$ -	\$ -	\$ 499.26
2860	CLRS PROPERTIES, LLC	\$ -	\$ -	\$ 10,019.47	\$ 10,629.15
C2203R	COFFEY, JOSEPH B	\$ 2,360.50	\$ 843.96	\$ 836.43	\$ 732.99
C2305R	COLE, LUCY C	\$ -	\$ -	\$ -	\$ 2,053.27
C2405R	CONOLLY, DENNIS J	\$ -	\$ -	\$ 1,240.61	\$ 1,113.00
3374	COOK, ROBERT W II &	\$ -	\$ -	\$ 241.16	\$ 173.31
3374	COOK, ROBERT W II &	\$ -	\$ -	\$ 555.57	\$ 790.23
3374	COOK, ROBERT W II &	\$ -	\$ -	\$ 462.29	\$ 723.45
D1510R	DONOVAN, JOHN W	\$ -	\$ -	\$ -	\$ 0.54
2735	COUSINS, FLORENCE L	\$ -	\$ -	\$ -	\$ 822.03
1371	COX, TOMOTHY M	\$ -	\$ -	\$ -	\$ 127.99
2584	CRAWFORD, MATTHEW J	\$ -	\$ -	\$ -	\$ 756.04
C3419R	CRUZ, EVELYN M &	\$ -	\$ -	\$ -	\$ 1,258.48
5055	CUNNINGHAM, COLLEEN B	\$ -	\$ -	\$ -	\$ 457.12
C3465R	CURRAN, PAUL	\$ 407.27	\$ 117.52	\$ 112.63	\$ 52.47
1064	CURRIER, POLLY A	\$ -	\$ -	\$ -	\$ 138.33
C3557R	CURTIS, WILLIAM I &	\$ -	\$ -	\$ -	\$ 1,536.73
4680	CUSACK, PAMELA J	\$ -	\$ -	\$ -	\$ 468.25

**TOWN OF GORHAM, MAINE  
REAL ESTATE TAXES SUMMARY LISTING  
AS OF JUNE 30, 2010**

ACCT	OWNER	2007 and Prior	2008 Balance	2009 Balance	2010 Balance
D0100R	DACHOWSKI, GEORGE H &	\$ 8,443.47	\$ 2,442.84	\$ 2,429.48	\$ 2,230.77
D0110R	DAGGETT, CHARLES W JR	\$ -	\$ 1,044.45	\$ 1,972.88	\$ 1,801.47
D0275R	DAIGLER, DAVID J	\$ -	\$ -	\$ -	\$ 925.79
D0320R	DALTON, JOEL C	\$ -	\$ -	\$ 2,217.33	\$ 2,165.58
5478	DALVET, JOHN W	\$ -	\$ -	\$ -	\$ 493.69
D0523R	DAVIS, CATHERINE B	\$ -	\$ -	\$ 1,917.39	\$ 4,327.98
3770	DENIS SUSAN &	\$ 736.96	\$ 791.34	\$ 784.01	\$ 683.70
3233	DENNISON, CYNTHIA	\$ -	\$ -	\$ 102.42	\$ 993.75
5142	DENNWOOD INVESTMENTS LLC	\$ -	\$ -	\$ 200.41	\$ 135.15
5142	DENNWOOD INVESTMENTS LLC	\$ -	\$ -	\$ 203.90	\$ 138.33
D0935R	DENSMORE, JOHN C	\$ -	\$ -	\$ -	\$ 95.63
40	DESIGN DWELLINGS, INC	\$ -	\$ -	\$ -	\$ 648.72
3026	DEVEAU, COLLEEN &	\$ -	\$ -	\$ -	\$ 508.80
485	DIBACCO, RALPH W &	\$ -	\$ -	\$ -	\$ 197.16
D1058R	DIFAZIO, NEIL A &	\$ -	\$ -	\$ -	\$ 2,436.67
2106	DINSMORE, TERRANCE &	\$ -	\$ -	\$ -	\$ 123.22
D1148R	DIONNE, STEVEN	\$ 2,375.41	\$ 312.70	\$ 307.11	\$ 235.32
D1472R	DONLEY, ROBERT D &	\$ -	\$ -	\$ -	\$ 1,513.68
D1580R	DOUCETTE, PHILIP S &	\$ -	\$ -	\$ -	\$ 454.74
D1620R	DOUGLAS, DEBORAH A	\$ -	\$ -	\$ -	\$ 1,862.68
D1710R	DOUGLASS, JOHN A &	\$ -	\$ -	\$ -	\$ 1,072.45
D1700R	DOUGLASS, GREGORY A &	\$ -	\$ -	\$ 300.34	\$ 228.96
160	DOYLE, WINFRED	\$ 524.17	\$ 304.22	\$ 298.65	\$ 227.37
5660	DOYLE, SIDNEY M III	\$ -	\$ -	\$ -	\$ 2,709.94
D0208R	DUCHAINE, SUSAN J	\$ -	\$ -	\$ -	\$ 159.00
D0208R	DUCHAINE, SUSAN J	\$ -	\$ -	\$ 87.00	\$ 3,825.54
D0208R	DUCHAINE, SUSAN J	\$ -	\$ -	\$ -	\$ 502.29
D2013R	DUCHAINE, CHRISTOPHER L	\$ -	\$ -	\$ -	\$ 2,274.78
3699	DUNHAM, TRESA	\$ -	\$ -	\$ -	\$ 229.57
4973	DUNLEA, TIMOTHY M &	\$ -	\$ -	\$ 1,171.28	\$ 4,868.58
2598	DYER, ELIZABETH J	\$ -	\$ -	\$ -	\$ 1,608.28
915	EATON, DEBORAH E	\$ -	\$ -	\$ 653.79	\$ 561.27
4826	EMMONS, RANDY W	\$ -	\$ -	\$ -	\$ 273.48
2887	ENGLANDER, ALISON C	\$ -	\$ -	\$ -	\$ 1,058.70
2505	ENMAN, CHARLES R JR &	\$ -	\$ -	\$ -	\$ 3,238.83
2899	ESPOSITO, LISA MARIE ET A	\$ -	\$ -	\$ -	\$ 257.58
2899	ESPOSITO, LISA MARIE ET A	\$ -	\$ -	\$ -	\$ 147.87
2899	ESPOSITO, LISA MARIE ET A	\$ -	\$ -	\$ -	\$ 1,055.76
1857	FALL, GREGORY A &	\$ -	\$ -	\$ -	\$ 4,871.76
F0360R	FEDERAL NATIONAL MORTGAGE	\$ -	\$ -	\$ -	\$ 127.20
F0360R	FEDERAL NATIONAL MORTGAGE	\$ -	\$ -	\$ -	\$ 127.20
F0360R	FEDERAL NATIONAL MORTGAGE	\$ -	\$ -	\$ -	\$ 127.20
F0360R	FEDERAL NATIONAL MORTGAGE	\$ -	\$ -	\$ -	\$ 127.20
F0360R	FEDERAL NATIONAL MORTGAGE	\$ -	\$ -	\$ -	\$ 127.20
F0360R	FEDERAL NATIONAL MORTGAGE	\$ -	\$ -	\$ -	\$ 127.20
F0360R	FEDERAL NATIONAL MORTGAGE	\$ -	\$ -	\$ -	\$ 127.20

**TOWN OF GORHAM, MAINE**  
**REAL ESTATE TAXES SUMMARY LISTING**  
**AS OF JUNE 30, 2010**

ACCT	OWNER	2007 and Prior	2008 Balance	2009 Balance	2010 Balance
F0360R	FEDERAL NATIONAL MORTGAGE	\$ -	\$ -	\$ -	\$ 127.20
F0360R	FEDERAL NATIONAL MORTGAGE	\$ -	\$ -	\$ -	\$ 127.20
F0360R	FEDERAL NATIONAL MORTGAGE	\$ -	\$ -	\$ -	\$ 127.20
F0360R	FEDERAL NATIONAL MORTGAGE	\$ -	\$ -	\$ -	\$ 127.20
F0360R	FEDERAL NATIONAL MORTGAGE	\$ -	\$ -	\$ -	\$ 127.20
811	FERRON, MICHAEL R	\$ -	\$ -	\$ -	\$ 741.73
2243	FISHER, ELISE M &	\$ -	\$ -	\$ -	\$ 1,862.68
5345	FISHER, LISA M &	\$ -	\$ -	\$ -	\$ 1,069.27
4998	FLAGSHIP ENTERPRISES, LL	\$ -	\$ -	\$ -	\$ 1,175.01
5075	FLANNERY, JUSTIN T	\$ -	\$ -	\$ -	\$ 952.41
5308	FLEURY, CYNTHIA	\$ -	\$ -	\$ -	\$ 218.84
F0880R	FOGG, KENNETH W &	\$ -	\$ -	\$ 1,624.01	\$ 2,868.36
F1020R	FORESIDE MANAGEMENT COMPA	\$ -	\$ -	\$ 82,448.88	\$ 67,082.10
1486	FORTIER, JAMIE T	\$ -	\$ -	\$ -	\$ 583.53
2636	FORTIER, EDWARD J JR &	\$ -	\$ -	\$ -	\$ 2,421.57
F1391R	FRIEND, DANA H	\$ -	\$ -	\$ -	\$ 569.23
3516	FST REALTY, LLC	\$ -	\$ -	\$ -	\$ 13,219.26
G0102R	GAGNE, RONALD J &	\$ 5,180.23	\$ 2,274.80	\$ 2,262.06	\$ 2,073.36
G0165R	GALE, DENISE M &	\$ -	\$ -	\$ 2,096.12	\$ 2,745.93
400	GALE, JEFFREY S	\$ -	\$ -	\$ -	\$ 609.47
402	GALE, ROBERT M	\$ -	\$ -	\$ 923.13	\$ 882.45
G0390R	GARNETT, SHERRY	\$ -	\$ -	\$ 2,019.03	\$ 1,939.80
G0460R	GAVETT, BRANDON W	\$ -	\$ -	\$ -	\$ 1,097.17
3337	GCM INVESTMENTS, INC	\$ -	\$ -	\$ -	\$ 4,768.41
125	GERRY, AUDREY	\$ -	\$ -	\$ -	\$ 832.50
G0695R	GIANDREA, HERBERT S JR &	\$ 14,296.33	\$ 2,016.81	\$ 2,005.01	\$ 1,831.68
5590	GILMAN, SUSAN E	\$ -	\$ -	\$ -	\$ 2,262.56
5137	GOFFS LLC	\$ -	\$ -	\$ -	\$ 1,245.76
G1180R	GORE, PAUL T &	\$ -	\$ -	\$ -	\$ 175.71
3229	GORHAM PLAYHOUSE PROPERTI	\$ -	\$ -	\$ -	\$ 1,304.14
G1340R	GORHAM STATE DELTA CHI BL	\$ -	\$ -	\$ 2,852.23	\$ 3,273.81
G1390R	GOSSOM, ROSEMARY	\$ -	\$ 174.53	\$ 295.27	\$ 224.19
G1875R	GREEN, DONALD	\$ -	\$ -	\$ -	\$ 108.12
H0424R	HAMBLIN, CHARLES A	\$ -	\$ -	\$ -	\$ 0.30
2467	HAMILTON, PATRICIA	\$ -	\$ -	\$ -	\$ 178.08
5587	HAMLIN, LIBBY E	\$ -	\$ -	\$ -	\$ 847.47
H0730R	HANSON, DONA	\$ -	\$ -	\$ -	\$ 1,799.83
H0730R	HANSON, DONA	\$ -	\$ -	\$ 51.17	\$ 946.05
H0735R	PRATT-KOSTKA, MAUREEN &	\$ -	\$ -	\$ 934.52	\$ 825.21
1687	HARMON MARY E	\$ -	\$ -	\$ -	\$ 349.49
4361	HARMON, SILAS B JR	\$ -	\$ -	\$ -	\$ 1,427.82
H0925R	HARRIMAN, PETER M &	\$ -	\$ -	\$ -	\$ 657.22
H0970R	HARRINGTON, THOMAS W &	\$ -	\$ -	\$ -	\$ 879.27
H1055R	HARTWELL, JOCELIA K &	\$ -	\$ -	\$ -	\$ 174.10
H1055R	HARTWELL, JOCELIA K &	\$ -	\$ -	\$ -	\$ 1,813.39
H1053R	HARTWELL, JOCELIA K	\$ -	\$ -	\$ 6,171.96	\$ 5,021.22



**TOWN OF GORHAM, MAINE  
REAL ESTATE TAXES SUMMARY LISTING  
AS OF JUNE 30, 2010**

ACCT	OWNER	2007 and Prior	2008 Balance	2009 Balance	2010 Balance
H1210R	HAWKES, CARLTON	\$ -	\$ -	\$ -	\$ 536.62
H1319R	HAWKES, JOHN T	\$ 1,528.19	\$ 367.02	\$ 361.22	\$ 286.20
5227	HAWRYLO, JOHN S JR &	\$ -	\$ -	\$ -	\$ 3,971.82
606	HAYES, LLOYD &	\$ -	\$ -	\$ 4,005.62	\$ 3,712.65
H1480R	HAZEL, PHILIP A &	\$ -	\$ -	\$ -	\$ 1,080.40
4899	HAZEL, THOMAS	\$ -	\$ -	\$ 444.09	\$ 364.11
H1611R	HENDERSON, A MERRILL &	\$ -	\$ -	\$ -	\$ 477.00
3090	HERTEL, VAN E JR	\$ -	\$ -	\$ -	\$ 275.07
3090	HERTEL, VAN E JR	\$ -	\$ -	\$ -	\$ 294.15
3090	HERTEL, VAN E JR	\$ -	\$ -	\$ -	\$ 300.51
3090	HERTEL, VAN E JR	\$ -	\$ -	\$ -	\$ 289.38
3090	HERTEL, VAN E JR	\$ -	\$ -	\$ -	\$ 306.87
3090	HERTEL, VAN E JR	\$ -	\$ -	\$ -	\$ 292.56
3090	HERTEL, VAN E JR	\$ -	\$ -	\$ -	\$ 257.58
3090	HERTEL, VAN E JR	\$ -	\$ -	\$ -	\$ 254.40
3090	HERTEL, VAN E JR	\$ -	\$ -	\$ -	\$ 292.56
3090	HERTEL, VAN E JR	\$ -	\$ -	\$ -	\$ 303.69
3090	HERTEL, VAN E JR	\$ -	\$ -	\$ -	\$ 275.07
3090	HERTEL, VAN E JR	\$ -	\$ -	\$ -	\$ 294.15
3090	HERTEL, VAN E JR	\$ -	\$ -	\$ -	\$ 290.15
3090	HERTEL, VAN E JR	\$ -	\$ -	\$ -	\$ 254.40
H1870R	HETHCOAT, JAMES G &	\$ 9,554.34	\$ 1,926.85	\$ 1,901.85	\$ 1,734.69
H1880R	ESTATE OF HEWES, MARJORIE	\$ -	\$ -	\$ -	\$ 1,110.61
H1907R	HICKS, RICHARD A	\$ -	\$ -	\$ -	\$ 403.86
H2078R	HILLOCK, RONALD W	\$ 3,167.17	\$ 1,557.29	\$ 1,646.49	\$ 1,494.60
10100	HOLMAN, MITCHELL ALEXANDE	\$ -	\$ -	\$ -	\$ 372.06
10100	HOLMAN, MITCHELL ALEXANDE	\$ -	\$ -	\$ -	\$ 443.61
10100	HOLMAN, MITCHELL ALEXANDE	\$ -	\$ -	\$ -	\$ 480.18
10100	HOLMAN, MITCHELL ALEXANDE	\$ -	\$ -	\$ 574.31	\$ 486.54
1300	HOUP, ROBERT G &	\$ -	\$ -	\$ -	\$ 1,786.36
H2429R	HOWE, GEORGE H JR	\$ -	\$ -	\$ -	\$ 2,675.97
2031	HOYT, JOHN R	\$ -	\$ -	\$ -	\$ 958.77
3274	INFINITY DEVELOPMENT GROU	\$ -	\$ -	\$ -	\$ 149.46
3274	INFINITY DEVELOPMENT GROU	\$ -	\$ -	\$ -	\$ 149.46
3274	INFINITY DEVELOPMENT GROU	\$ -	\$ -	\$ -	\$ 149.46
3274	INFINITY DEVELOPMENT GROU	\$ -	\$ -	\$ -	\$ 149.46
3274	INFINITY DEVELOPMENT GROU	\$ -	\$ -	\$ -	\$ 149.46
3274	INFINITY DEVELOPMENT GROU	\$ -	\$ -	\$ -	\$ 149.46
3274	INFINITY DEVELOPMENT GROU	\$ -	\$ -	\$ -	\$ 149.46
3274	INFINITY DEVELOPMENT GROU	\$ -	\$ -	\$ -	\$ 149.46
3274	INFINITY DEVELOPMENT GROU	\$ -	\$ -	\$ -	\$ 149.46
3274	INFINITY DEVELOPMENT GROU	\$ -	\$ -	\$ -	\$ 149.46
3274	INFINITY DEVELOPMENT GROU	\$ -	\$ -	\$ -	\$ 149.46
3274	INFINITY DEVELOPMENT GROU	\$ -	\$ -	\$ -	\$ 149.46
3274	INFINITY DEVELOPMENT GROU	\$ -	\$ -	\$ -	\$ 149.46
3274	INFINITY DEVELOPMENT GROU	\$ -	\$ -	\$ -	\$ 149.46
3274	INFINITY DEVELOPMENT GROU	\$ -	\$ -	\$ -	\$ 149.46
3274	INFINITY DEVELOPMENT GROU	\$ -	\$ -	\$ -	\$ 149.46

**TOWN OF GORHAM, MAINE  
REAL ESTATE TAXES SUMMARY LISTING  
AS OF JUNE 30, 2010**

[illegible]

**TOWN OF GORHAM, MAINE  
REAL ESTATE TAXES SUMMARY LISTING  
AS OF JUNE 30, 2010**

ACCT	OWNER	2007 and Prior	2008 Balance	2009 Balance	2010 Balance
2918	LANDRE, RICHARD A &	\$ -	\$ -	\$ -	\$ 233.73
2882	LANIGRA, THOMAS &	\$ -	\$ -	\$ -	\$ 28.00
L0564R	LAPIERRE, CRAIG D &	\$ -	\$ -	\$ -	\$ 4,309.05
4667	LAROCHE, CARLA L	\$ -	\$ -	\$ 462.64	\$ 1,389.66
L0650R	LARRIVEE, THEODORE J MRS	\$ -	\$ -	\$ 1,364.06	\$ 1,229.07
L0625R	LARRIVEE, GARY S &	\$ -	\$ -	\$ 2,542.79	\$ 2,337.30
L0640R	LARRIVEE, OLIVE M &	\$ -	\$ -	\$ -	\$ 497.67
5097	LARSEN, MAUREEN &	\$ -	\$ -	\$ -	\$ 199.54
L0731R	LAVIGNE, JEANETTE R &	\$ -	\$ -	\$ 274.83	\$ 920.61
3921	LAWRENCE, SARAH L &	\$ -	\$ -	\$ -	\$ 0.16
L0896R	LECONTE, KEVIN E &	\$ -	\$ -	\$ -	\$ 1,970.72
L0900R	LECOURS, MARY JANE I	\$ -	\$ -	\$ 2,084.95	\$ 2,205.33
L0953R	LEGASPI, LINDA M	\$ -	\$ -	\$ -	\$ 831.57
L0957R	LEGERE BUILDERS, INC	\$ -	\$ -	\$ 135.53	\$ 499.26
L0957R	LEGERE BUILDERS, INC	\$ -	\$ -	\$ 292.82	\$ 1,558.20
1826	LEMOINE, FRANK J &	\$ -	\$ -	\$ -	\$ 189.21
L1192R	LETOURNEAU, GUY &	\$ 1,412.28	\$ 2,634.63	\$ 2,620.58	\$ 2,410.44
L1475R	LIBBY, LESLIE	\$ -	\$ 211.90	\$ 232.70	\$ 165.36
L1606R	LIBBY, GAIL E & THOMAS LI	\$ -	\$ -	\$ -	\$ 327.90
L1398R	LIBBY, DIANA C	\$ -	\$ -	\$ -	\$ 1,906.41
L1320R	LIBBY, ALTON E	\$ -	\$ -	\$ -	\$ 42.30
640	LIBBY, WANDA F	\$ -	\$ -	\$ -	\$ 877.23
L1717R	LLOYD, VICTORIA	\$ -	\$ -	\$ -	\$ 2,256.21
5768	LOGAN, RAY	\$ -	\$ -	\$ -	\$ 791.49
L2160R	LOPEZ, ROGER O &	\$ -	\$ -	\$ -	\$ 833.07
3506	LOVEJOY, MICHAEL D SR &	\$ -	\$ -	\$ 559.09	\$ 472.23
L2425R	LUNT, ROLAND &	\$ -	\$ -	\$ -	\$ 115.27
924	MACDONALD, KRISTINA LYNN	\$ -	\$ -	\$ 1,516.27	\$ 1,372.17
1098	MAGNUSSON, PAUL &	\$ -	\$ -	\$ 7.88	\$ 1,089.15
3471	MAINELY INVESTMENTS	\$ -	\$ -	\$ -	\$ 3,437.52
4216	MAJKUT, JOHN J &	\$ -	\$ -	\$ 275.36	\$ 1,699.71
M0584R	MANGANARO, JOSEPH A JR &	\$ -	\$ -	\$ -	\$ 831.70
5413	MAREAN, DANIEL W	\$ -	\$ -	\$ -	\$ 520.41
5413	MAREAN, DANIEL W	\$ -	\$ -	\$ -	\$ 3,296.86
5057	MAREAN, SUSAN F	\$ -	\$ -	\$ -	\$ 2,029.63
5069	MARKET TRADING COMPANY, L	\$ -	\$ -	\$ -	\$ 202.44
3805	MAROON VENTURES LLC	\$ -	\$ -	\$ -	\$ 1,081.20
M0792R	MARSH, ROBERT	\$ -	\$ -	\$ -	\$ 117.66
M1115R	MASON, SCOTT A &	\$ -	\$ -	\$ -	\$ 1,946.16
3257	MCLEAN, TIMOTHY D	\$ -	\$ -	\$ -	\$ 1,062.12
M1193R	MATTSON, DAVID W &	\$ -	\$ -	\$ -	\$ 2,289.60
3505	MAXWELL, RAYMOND J &	\$ -	\$ -	\$ -	\$ 521.38
1685	MAYBERRY, JOHN H	\$ -	\$ -	\$ -	\$ 416.58
2469	MCGINNESS, PAUL	\$ 1,044.89	\$ 567.30	\$ 560.78	\$ 473.82
M1751R	MCGOWEN LANI A &	\$ -	\$ -	\$ -	\$ 79.50
M1701R	MCLAUGHLIN, LISA S &	\$ -	\$ -	\$ 3,335.18	\$ 3,094.14

**TOWN OF GORHAM, MAINE**  
**REAL ESTATE TAXES SUMMARY LISTING**  
**AS OF JUNE 30, 2010**

ACCT	OWNER	2007 and Prior	2008 Balance	2009 Balance	2010 Balance
M1800R	MCLAUGHLIN, LISA S	\$ -	\$ -	\$ -	\$ 47.70
2534	MEADER, MICHAEL R &	\$ -	\$ -	\$ -	\$ 3,383.52
3464	MEEHAN, JOHN F &	\$ -	\$ -	\$ -	\$ 2,258.59
M2125R	MEGGISON, JANE	\$ -	\$ -	\$ -	\$ 3,054.39
2834	MESERVE, HOWARD &	\$ -	\$ -	\$ -	\$ 504.03
5634	MILSOP, EDWARD N	\$ -	\$ -	\$ -	\$ 2,761.83
4692	MINAT CORPORATION	\$ -	\$ -	\$ -	\$ 185.23
M27222	MIRKIN, PETER M &	\$ -	\$ -	\$ -	\$ 2,308.68
1022	MOREAU-SOLESKY, MARCI J &	\$ -	\$ -	\$ -	\$ 522.31
M2998R	MOREHEAD, DONNA L	\$ -	\$ -	\$ -	\$ 682.83
5010	MORRILL, SARAH	\$ -	\$ -	\$ -	\$ 208.13
M3200R	MORSE, PAUL D &	\$ -	\$ -	\$ -	\$ 2,140.89
M3770R	MURPHY, BERNITA J	\$ -	\$ -	\$ -	\$ 954.04
5078	MURPHY, MICHAEL D &	\$ -	\$ -	\$ -	\$ 2,315.13
2403	NADEAU, JOSEPH R SR &	\$ -	\$ -	\$ 1,608.63	\$ 1,950.93
3976	NADEAU, RANDALL M &	\$ -	\$ -	\$ -	\$ 235.11
N0150R	NASON, TERRY S &	\$ -	\$ -	\$ -	\$ 2,182.27
2264	NASON, DALE	\$ -	\$ -	\$ 492.93	\$ 511.98
2880	NAYLOR, ANN	\$ -	\$ -	\$ 155.55	\$ 265.53
5100	NORTHERN NEW ENGLAND TELE	\$ -	\$ -	\$ -	\$ 6,229.62
N0665R	NORTHUP, JAY E &	\$ -	\$ -	\$ -	\$ 153.43
O0300R	OLSON, DAVID S &	\$ -	\$ -	\$ -	\$ 17.88
P0220R	PARADY, ELIZABETH H-HEIRS	\$ -	\$ -	\$ 1,715.84	\$ 1,796.70
P0265R	PLACEY CHRISTINA	\$ -	\$ 12.86	\$ 141.38	\$ 79.50
5337	PEIGHTAL, PATRICIA	\$ -	\$ -	\$ -	\$ 411.31
2695	PELKEY, STEPHEN H &	\$ -	\$ -	\$ -	\$ 1,159.11
P0890R	PELLETIER, MAURICE A &	\$ -	\$ -	\$ -	\$ 3,788.97
P0942R	PENDEXTER, PATRICK &	\$ -	\$ -	\$ -	\$ 145.48
P1113R	PERRY, MARY L	\$ -	\$ -	\$ -	\$ 0.18
P1350R	PHINNEY, EDWIN M &	\$ -	\$ -	\$ -	\$ 1,142.41
P2388R	PLOWMAN, STEVEN E &	\$ -	\$ -	\$ 2,311.11	\$ 2,119.47
P2385R	PLOWMAN, STEVEN E	\$ -	\$ -	\$ 2,383.82	\$ 2,187.84
3239	POOLER, DEBRA J	\$ -	\$ -	\$ 570.75	\$ 526.29
5663	PORLAS, JEANNE	\$ -	\$ -	\$ -	\$ 256.78
P1380R	PRAMIS, ROBERT	\$ 2,234.41	\$ 409.45	\$ 403.50	\$ 325.95
4189	PRATT, ALEXANDER T III &	\$ -	\$ -	\$ -	\$ 2,639.40
4453	PRATT, DONALD C	\$ -	\$ -	\$ -	\$ 1,096.30
4453	PRATT, DONALD C	\$ -	\$ -	\$ -	\$ 567.63
P3351R	PRITCHARD, JASON	\$ 239.72	\$ 389.08	\$ 383.21	\$ 306.87
P3480R	PUOPOLO, JOHN N &	\$ 660.96	\$ 270.27	\$ 264.83	\$ 195.57
5723	RAYBOURNE, NANCY MASON TR	\$ -	\$ -	\$ -	\$ 1,660.75
3814	REGAN CUSTOM HOMES	\$ -	\$ -	\$ -	\$ 1,190.14
2771	REYNOLDS, JOHN J &	\$ -	\$ -	\$ -	\$ 2,335.71
5642	RICE, RANDALL	\$ -	\$ -	\$ -	\$ 1,050.19
R0700R	RICHARDSON, NORMAN K	\$ -	\$ -	\$ 2,114.93	\$ 1,935.03
2986	RICHARDSON, NORMAN K	\$ -	\$ -	\$ 978.49	\$ 866.55

**TOWN OF GORHAM, MAINE  
REAL ESTATE TAXES SUMMARY LISTING  
AS OF JUNE 30, 2010**

ACCT	OWNER	2007 and Prior	2008 Balance	2009 Balance	2010 Balance
2986	RICHARDSON, NORMAN K	\$ -	\$ -	\$ -	\$ 678.31
R1060R	RIZZO, SULLIVAN J &	\$ -	\$ -	\$ -	\$ 1,071.66
R1175R	ROBERTS, ERNEST J &	\$ -	\$ -	\$ -	\$ 718.68
4800	ROBINSON, PAUL E &	\$ -	\$ -	\$ 890.55	\$ 1,915.95
R1495R	ROEWER, PHILIP	\$ 464.61	\$ 205.77	\$ 200.57	\$ 135.15
3498	ROGERS, LORI J	\$ -	\$ -	\$ 641.96	\$ 550.14
5037	ROGERS, STEVEN &	\$ -	\$ -	\$ -	\$ 234.63
4712	ROSSETTI, DOMINIC E JR	\$ -	\$ -	\$ -	\$ 1,250.53
3228	ROUTE 25, LLC	\$ -	\$ -	\$ -	\$ 2,987.61
1814	RUSO, FAITH F	\$ -	\$ 2,454.71	\$ 2,441.31	\$ 2,241.90
1123	SANBORN, BROOKE J	\$ -	\$ -	\$ -	\$ 137.53
2799	SAWYER, HALL C JR	\$ -	\$ -	\$ -	\$ 1,393.76
1978	SCHLEH, EUGENE R R &	\$ -	\$ -	\$ -	\$ 4,461.54
S1220R	SCONTRAS, STEPHEN A &	\$ -	\$ -	\$ -	\$ 2,300.73
3955	SEALE, JOSEPH B &	\$ -	\$ -	\$ -	\$ 1,826.11
5272	SEALE, JOSEPH B	\$ -	\$ -	\$ -	\$ 922.99
621	SENECA, BONNIE	\$ -	\$ -	\$ -	\$ 111.30
5617	SHIELDS, AARON D &	\$ -	\$ -	\$ -	\$ 746.50
S2109R	SHIERS, NORMAN R &	\$ -	\$ -	\$ -	\$ 386.37
S2109R	SHIERS, NORMAN R &	\$ -	\$ -	\$ -	\$ 39.75
S2109R	SHIERS, NORMAN R &	\$ -	\$ -	\$ -	\$ 11.92
S2109R	SHIERS, NORMAN R &	\$ -	\$ -	\$ -	\$ 216.24
4845	SHIERS, ERIN M &	\$ -	\$ -	\$ -	\$ 1,429.83
5371	SIEHL COMPANY, LLC	\$ -	\$ -	\$ -	\$ 1,202.83
2659	SIERRA CONSTRUCTION INC	\$ -	\$ -	\$ -	\$ 424.53
2659	SIERRA CONSTRUCTION INC	\$ -	\$ -	\$ -	\$ 420.55
2659	SIERRA CONSTRUCTION INC	\$ -	\$ -	\$ -	\$ 448.38
2659	SIERRA CONSTRUCTION INC	\$ -	\$ -	\$ -	\$ 394.32
2659	SIERRA CONSTRUCTION INC	\$ -	\$ -	\$ -	\$ 448.38
2659	SIERRA CONSTRUCTION INC	\$ -	\$ -	\$ -	\$ 448.38
2659	SIERRA CONSTRUCTION INC	\$ -	\$ -	\$ -	\$ 448.38
2659	SIERRA CONSTRUCTION INC	\$ -	\$ -	\$ -	\$ 481.77
2659	SIERRA CONSTRUCTION INC	\$ -	\$ -	\$ -	\$ 481.77
2659	SIERRA CONSTRUCTION INC	\$ -	\$ -	\$ -	\$ 424.53
5256	SISSON, BEVERLY D	\$ -	\$ -	\$ -	\$ 1,003.29
1096	SMITH, KIMBERLY A	\$ -	\$ -	\$ 494.87	\$ 429.30
2705	SMITH & SMITH CONSTRUCTIO	\$ -	\$ -	\$ 1,641.41	\$ 1,489.83
2705	SMITH & SMITH CONSTRUCTIO	\$ -	\$ -	\$ 1,653.25	\$ 1,500.96
2705	SMITH & SMITH CONSTRUCTIO	\$ -	\$ -	\$ 1,375.91	\$ 1,240.20
2705	SMITH & SMITH CONSTRUCTIO	\$ -	\$ -	\$ 1,594.06	\$ 1,445.31
2705	SMITH & SMITH CONSTRUCTIO	\$ -	\$ -	\$ 1,465.53	\$ 1,324.47
3504	SMITH, ANN MARIE &	\$ -	\$ -	\$ -	\$ 701.19
4970	SMITH, KEVIN W &	\$ -	\$ -	\$ -	\$ 2,281.65
899	SMITH, MICHELLE A	\$ -	\$ -	\$ -	\$ 260.76
3445	SMITH/ROBBINS CONSULTING	\$ -	\$ -	\$ -	\$ 1,000.11
5527	SOBIERALSKI, HEATHER &	\$ -	\$ -	\$ -	\$ 200.09

**TOWN OF GORHAM, MAINE  
REAL ESTATE TAXES SUMMARY LISTING  
AS OF JUNE 30, 2010**

ACCT	OWNER	2007 and Prior	2008 Balance	2009 Balance	2010 Balance
2987	SOLARI, JANESEA L	\$ -	\$ -	\$ 2,336.47	\$ 2,143.32
2231	SOONG, SYLOKE J	\$ -	\$ -	\$ -	\$ 340.96
S3170R	SPEARIN, DONALD, JR	\$ 15,329.84	\$ 1,923.45	\$ 1,912.00	\$ 1,744.23
2007	SPELLMAN, TIMOTHY	\$ -	\$ -	\$ 534.66	\$ 915.84
S3380R	SPILLER, ALVIN HEIRS OF	\$ -	\$ -	\$ -	\$ 459.51
S3420R	SPILLER, KENNETH A &	\$ -	\$ -	\$ 843.20	\$ 739.35
S3420R	SPILLER, KENNETH A &	\$ -	\$ -	\$ 2,448.23	\$ 3,944.79
2507	SPILLER KENNETH	\$ -	\$ -	\$ -	\$ 539.80
2507	SPILLER KENNETH	\$ -	\$ -	\$ 580.90	\$ 518.34
S3468R	SPRAGUE, GORDON R &	\$ -	\$ -	\$ -	\$ 1,257.69
S3585R	STANDLEY, DOUGLAS JR &	\$ -	\$ -	\$ 2,737.27	\$ 2,520.15
S3655R	STEPNICK, FRANK J &	\$ -	\$ -	\$ -	\$ 3,189.54
S3864R	STORER, BRUCE C	\$ -	\$ -	\$ -	\$ 456.33
S4280R	STUART, WYATT E JR	\$ -	\$ -	\$ 236.83	\$ 321.18
S4280R	STUART, WYATT E JR	\$ 831.51	\$ 2,368.15	\$ 2,355.07	\$ 2,160.81
739	STULTS, ALBERT	\$ -	\$ -	\$ -	\$ 306.87
S4385R	STURTEVANT, ADAM G &	\$ -	\$ -	\$ 3,863.57	\$ 3,579.09
5260	SULLIVAN, Nanci A	\$ -	\$ -	\$ -	\$ 0.52
T0475R	TAPLEY, DEBORA J	\$ 5,412.18	\$ 1,456.69	\$ 1,446.93	\$ 1,306.98
T0690R	TAYLOR, STANLEY &	\$ -	\$ -	\$ -	\$ 1,858.18
T0760R	THAYER, ALDEN &	\$ -	\$ -	\$ -	\$ 2,412.03
T0775R	THEBERGE, RICHARD L	\$ -	\$ -	\$ -	\$ 1,003.29
T0780R	THERIAULT, PAUL D &	\$ -	\$ -	\$ -	\$ 935.47
T0882R	THOMPSON, CYNTHIA S	\$ -	\$ -	\$ -	\$ 43.21
10107	TOOTHAKER, JOHN M	\$ -	\$ -	\$ -	\$ 4,181.70
4661	TOOTHAKER, ELIZABETH S	\$ -	\$ -	\$ -	\$ 2,194.20
T1226R	TOWNSEND, BONNIE	\$ 606.87	\$ 210.87	\$ 205.64	\$ 139.92
2322	TRACY, KEVIN	\$ -	\$ -	\$ 5,089.64	\$ 4,731.84
T1300R	TRAILL, PETER H &	\$ -	\$ -	\$ -	\$ 12.45
4785	TRUDEL REALTY COMPANY LLC	\$ -	\$ -	\$ -	\$ 8,943.92
T1491R	TURNER, BRIAN	\$ -	\$ -	\$ 279.61	\$ 397.50
5747	UNITY POND IRA LLC	\$ -	\$ -	\$ -	\$ 1,000.11
V0161R	VALLEY, CHARLES L	\$ -	\$ 211.72	\$ 315.56	\$ 243.27
2989	VILLAGE PROPERTIES, LLC	\$ -	\$ -	\$ -	\$ 1,912.02
V0480R	VOSMUS, ROGER L &	\$ -	\$ -	\$ -	\$ 981.82
W0090R	WAGNER, JASON T	\$ -	\$ -	\$ -	\$ 2,198.97
2301	WALKER, ROY	\$ -	\$ -	\$ 449.16	\$ 368.88
2679	WARDWELL, NATHAN &	\$ -	\$ -	\$ -	\$ 3,847.53
W0435R	WARMING, CAROL A	\$ -	\$ -	\$ 1,794.95	\$ 3,461.43
2755	WATSON, KRISTEN M	\$ -	\$ -	\$ 1,640.37	\$ 2,825.43
2951	WAYCOTTE, JOHN R	\$ -	\$ -	\$ 569.12	\$ 729.81
2951	WAYCOTTE, JOHN R	\$ -	\$ -	\$ 990.81	\$ 1,803.06
W0923R	WEBB, STERLING &	\$ -	\$ -	\$ 64.55	\$ 419.76
1537	WEEKS, LAVONAH &	\$ -	\$ -	\$ -	\$ 236.91
W1475R	WHITE, JUDITH	\$ -	\$ -	\$ -	\$ 95.33
W1595R	WIGGIN, GLORIA M	\$ -	\$ -	\$ -	\$ 1,928.67

**TOWN OF GORHAM, MAINE  
REAL ESTATE TAXES SUMMARY LISTING  
AS OF JUNE 30, 2010**

ACCT	OWNER	2007 and Prior	2008 Balance	2009 Balance	2010 Balance
412	WIGHT, JAMES A SR	\$ 1,048.41	\$ 1,127.42	\$ 1,118.85	\$ 998.52
413	WIGHT, JAMES H SR &	\$ 1,795.02	\$ 1,658.67	\$ 1,648.17	\$ 1,496.19
5661	WIGHT HEIRS OF ALZINA	\$ -	\$ -	\$ -	\$ 24.15
2515	WING, MARILYN M	\$ -	\$ -	\$ -	\$ 1,825.32
W2603R	WOOD, GEORGE B &	\$ -	\$ -	\$ -	\$ 1,604.31
W2603R	WOOD, GEORGE B &	\$ -	\$ -	\$ -	\$ 567.63
W2650R	WOOD, PAUL H &	\$ -	\$ -	\$ 1,314.50	\$ 2,427.93
W2591R	WOOD, GEORGE BARRY	\$ -	\$ -	\$ -	\$ 515.16
2220	WOOD, JAMES P &	\$ -	\$ -	\$ -	\$ 1,175.27
4074	WORMWOOD, CHARLENE R	\$ -	\$ -	\$ -	\$ 1,182.96
921	YATES, BEVERLY A	\$ 5,603.76	\$ 1,729.96	\$ 1,719.21	\$ 1,562.97
Y0310R	YOUNG, ROBERT M JR &	\$ -	\$ -	\$ 59.78	\$ 3,294.48
10106	YOUNG, JASON E	\$ -	\$ -	\$ 1,091.89	\$ 977.85
Z0130R	ZWOLINSKI, HENRYKA	\$ -	\$ -	\$ -	\$ 831.09
<b>Grand Totals:</b>		<b>\$ 104,699.90</b>	<b>\$ 42,480.83</b>	<b>\$ 270,597.83</b>	<b>\$ 621,665.26</b>

**TOWN OF GORHAM MAINE  
PERSONAL PROPERTY SUMMARY LISTING  
AS OF JUNE 30, 2010**

OWNER	LOCATION	2007 and Prior	2008 Balance	2009 Balance	2010 Balance
ALBANESE NICHOLAS DMD	130 MAIN STREET	\$ 1,301.34	\$ 156.80	\$ 156.80	\$ 155.82
ANIMAL HOSPITAL OF SO GORHAM	47 COUNTRY ROAD	\$ -	\$ -	\$ -	\$ 278.25
ATTORNEY JUDITH BERRY	28 STATE STREET	\$ -	\$ -	\$ -	\$ 14.31
BAY REGION AUTO		\$ -	\$ -	\$ -	\$ 69.96
BEST PRICE OIL	363B SEBAGO LAKE RD	\$ -	\$ -	\$ -	\$ 21.25
BIOFINE RENEWABLES	72 SANFORD DRIVE	\$ -	\$ -	\$ 26,665.57	\$ 29,814.09
BOWDOIN MEDICAL GROUP	510 MAIN STREET	\$ -	\$ -	\$ -	\$ 493.70
C M DANCE	19 STATE STREET	\$ -	\$ -	\$ -	\$ 7.95
CENTURY 21 FIRST CHOICE REALT	652 MAIN STREET	\$ -	\$ -	\$ -	\$ 178.08
CHEM QUEST INC	16 SANFORD DRIVE	\$ -	\$ -	\$ -	\$ 15.90
CURVES	34 OSSIPEE TRAIL	\$ 210.98	\$ -	\$ 33.88	\$ 181.26
DESIGN DWELLINGS, INC	81 FINN PARKER ROAD	\$ -	\$ -	\$ -	\$ 27.03
EDGECOMB, DIANE	29 STATE STREET	\$ 56.26	\$ 46.40	\$ 46.40	\$ -
GENERAL ELECTRIC CAPITAL COR	VARIOUS	\$ -	\$ -	\$ -	\$ 59.62
GOFFS MACHINE INC		\$ -	\$ -	\$ -	\$ 484.95
GORHAM GROUND WORKS	130 SPILLER ROAD	\$ -	\$ -	\$ 153.20	\$ 375.24
GORHAM AUTO CARE	174 DINGLEY SPRING F	\$ -	\$ -	\$ -	\$ 50.88
GORHAM LAUNDRY CENTER	102 MAIN STREET	\$ -	\$ -	\$ -	\$ 100.96
HERRICK RW RUBBISH REMOVAL	184 BRACKETT ROAD	\$ -	\$ -	\$ 16.00	\$ -
INTER-TEL LEASING, INC		\$ -	\$ -	\$ -	\$ 15.90
JOHN D TEWHEY ASSOCIATES	3 VALLEY VIEW DRIVE	\$ -	\$ -	\$ -	\$ 9.54
KEOGH LANDSCAPING	45 STATE STREET	\$ 981.16	\$ 216.00	\$ 188.80	\$ 160.59
KINGS FARM MARKET	4 BURNHAM ROAD	\$ -	\$ -	\$ -	\$ 77.91
KNOWLTON MACHING CO	5 SANFORD DRIVE	\$ -	\$ -	\$ -	\$ 7,806.90
LORDON ASSOCIATES	10 ELM STREET	\$ -	\$ -	\$ -	\$ 27.03
PROGRESSIVE PRINTING SERVICE	423 LIBBY AVENUE	\$ -	\$ -	\$ -	\$ 22.26
MAINLY PLUMBING & HEATING INC	674 MAIN STREET	\$ -	\$ -	\$ -	\$ 66.43
MAINLAND STRUCTURES	11 BARTLETT ROAD	\$ -	\$ -	\$ -	\$ 489.72
MARTIN STEPHEN, INC	36 STRAW ROAD	\$ -	\$ -	\$ -	\$ 50.88
MILLENNIUM ADVANTAGE LLC		\$ -	\$ -	\$ -	\$ 30.21
MARITIME COMMUNICATIONS		\$ -	\$ 16.97	\$ 76.80	\$ 76.32
MORGAN THEODORE W DDS	94 MAIN STREET	\$ -	\$ -	\$ -	\$ 1,101.87
NAPPA AUTO PARTS		\$ -	\$ -	\$ -	\$ 15.11
NATURAL COUNTRY PHOTOGRAPH	FLAGGY MEADOW ROA	\$ -	\$ -	\$ -	\$ 57.24
PLAN-IT RECYCLING & TRANSFER	18 GORHAM IND PKWY	\$ 7,397.22	\$ 5,563.20	\$ 5,035.20	\$ 4,499.70
PORTLAND AUTOMOTIVE MACH		\$ -	\$ -	\$ -	\$ 143.89
RSA ENTERPRISES, INC	60 RUNNING SPRING R	\$ -	\$ 19.20	\$ 19.20	\$ 19.08
SW MAINE CLINICAL ASSOC	510 MAIN STREET	\$ -	\$ -	\$ -	\$ 17.49
SUB BUILDERS INC	81 MAIN STREET	\$ -	\$ -	\$ -	\$ 119.25
TEDDY BEAR DAY CARE	8 NEWELL STREET	\$ -	\$ -	\$ -	\$ 46.11
TRANSFORMIT	33 SANFORD DRIVE	\$ -	\$ -	\$ -	\$ 2,559.90
TROPICAL BREEZE TANNING	13 NEW PORTLAND RD	\$ -	\$ -	\$ -	\$ 142.30
WORKING WORDS	MECHANIC STREET	\$ -	\$ -	\$ 268.80	\$ 265.53
WYMANS YARD SOLUTIONS		\$ -	\$ -	\$ -	\$ 1,138.44
XEROX LEASE EQUIPMENT	36 BARTLETT ROAD	\$ -	\$ -	\$ -	\$ 168.54

**Grand Totals: \$ 9,946.96 \$ 6,018.57 \$ 32,660.65 \$ 51,457.39**

**Total Outstanding Personal Property Receivables: \$100,083.57**



**TOWN OF GORHAM, MAINE  
SEWER UTILITY SUMMARY LISTING  
AS OF JUNE 30, 2009**

Property ID	Acct #	Owner	2007 and Prior	2008 Balance	2009 Balance	2010 Balance
00101-00026-00000	5151	1820 GLENWOOD LLC	\$ -	\$ -	\$ -	\$ 535.43
00111-00034-00000	B1754R	BOLINGER, JOHN W &	\$ 2,935.45	\$ -	\$ -	\$ -
00049-00018-00001	H0735R	PRATT-KOSTKA, MAUREEN &	\$ -	\$ -	\$146.02	\$ 171.85
00117-00018-00000	2137	JIANHONG, JU &	\$ -	\$ -	\$ -	\$ 48.73
00110-00068-00000	5697	KNIGHT, THERESA L	\$ -	\$ -	\$ -	\$ 3.49
00024-00010-00024	5729	MARINELLI, JEFFREY	\$ -	\$ -	\$ -	\$ 39.14
00100-00090-00000	P3355R	PRITCHARD, LAWRENCE W &	\$ 757.70	\$ -	\$ -	\$ -
00103-00043-00000	3873	SULLIVAN, MARGOT A	\$ -	\$ -	\$ -	\$ 65.80
00106-00038-00000	4330	VAUGHAN, SHERRY	\$ -	\$ -	\$ -	\$ 209.79
00105-00009-00000	4912	WEEMAN, SUZANNE M	\$ -	\$ -	\$ -	\$ 406.70
00102-00035-00000	W1210R	WELCH, MAHLON E &	\$ -	\$ -	\$ -	\$ 121.48
00103-00004-00000	Y0310R	YOUNG, ROBERT M JR &	\$ 101.25	\$ -	\$174.98	\$ -
<b>Grand Totals:</b>			<b>\$ 3,794.40</b>	<b>\$ -</b>	<b>\$321.00</b>	<b>\$ 1,602.41</b>

**TOWN OF GORHAM, MAINE**  
**Statement of Net Assets**  
**June 30, 2010**

	<b>Governmental Activities</b>
<b>ASSETS</b>	
Cash	\$ 273,471
Investments	31,110,706
Receivables:	
Accounts	344,527
Intergovernmental	507,056
Rescue receivable (net of allowance of \$75,000)	162,792
Taxes receivable - current year	654,283
Taxes receivable - prior year	48,634
Tax liens	417,771
Notes	153,857
Inventories	102,130
Other	1,230,499
Capital assets not being depreciated:	
Books/historical treasures/artwork	1,090,274
Land	2,007,959
Construction in progress	7,678,268
Capital assets net of accumulated depreciation:	
Buildings and improvements	29,124,924
Improvements other than buildings	4,013,052
Machinery and equipment	4,855,388
Infrastructure	18,323,801
<b>Total assets</b>	<b>102,099,392</b>
<b>LIABILITIES</b>	
Accounts payable	2,286,126
Accrued wages and benefits	2,391,998
Performance bond deposits	1,204,771
Unearned revenues	20,440
Noncurrent liabilities:	
Due within one year	2,776,104
Due in more than one year	45,265,730
<b>Total liabilities</b>	<b>53,945,169</b>
<b>NET ASSETS</b>	
Invested in capital assets, net of related debt	33,076,636
Restricted for:	
Nonexpendable trust principal	517,698
Unrestricted	14,559,889
<b>Total net assets</b>	<b>\$ 48,154,223</b>

*See accompanying notes to financial statements.*

**TOWN OF GORHAM, MAINE**  
**Statement of Activities**  
**For the Year Ended June 30, 2010**

Functions/programs	Expenses	Program Revenues			Net (expense) revenue and changes in net assets
		Charges for services	Operating grants and contributions	Capital grants and contributions	Primary Governmental activities
Primary government:					
Governmental activities:					
General government	\$ 4,401,146	503,030	214,149	51,563	(3,632,404)
Public safety	3,759,159	593,483	214,839	3,490	(2,947,347)
Public works	4,602,136	1,476,406	350,263	1,045,579	(1,729,888)
Health and welfare	74,469	11,305	31,284	-	(31,880)
Recreation	1,407,468	647,758	35,335	105,977	(618,398)
Development	533,981	42,335	7,889	-	(483,757)
Education	34,667,562	616,409	22,535,053	99,498	(11,416,602)
Interest on debt	1,387,958	-	-	-	(1,387,958)
Total governmental activities	50,833,879	3,890,726	23,388,812	1,306,107	(22,248,234)
Total primary government	50,833,879	3,890,726	23,388,812	1,306,107	(22,248,234)
General revenues:					
Property taxes, levied for general purposes					19,309,185
Payment in lieu of taxes					56,684
Motor vehicle and boat excise taxes					2,374,614
Grants and contributions not restricted to specific programs:					
Homestead exemption					303,353
BETE reimbursement					131,103
Other State aid					28,486
State Revenue Sharing					1,131,755
Unrestricted investment earnings					218,084
Miscellaneous revenues					148,644
Total general revenues					23,701,908
Change in net assets					1,453,674
Net assets - beginning					46,700,549
Net assets - ending					\$ 48,154,223

*See accompanying notes to financial statements.*

**TOWN OF GORHAM, MAINE**  
**Balance Sheet**  
**Governmental Funds**  
**June 30, 2010**

	General	School Operations Fund	Capital Reserve Fund	Elementary School Capital Projects Fund	Other Governmental Funds	Total Governmental Funds
<b>ASSETS</b>						
Cash	\$ 16,769	-	-	-	256,702	273,471
Investments	15,071,340	-	1,380,038	13,839,988	819,340	31,110,706
Receivables:						
Accounts	84,376	1,600	-	-	258,551	344,527
Intergovernmental	-	61,934	-	-	445,122	507,056
Rescue receivable (net of allowance of \$75,000)	162,792	-	-	-	-	162,792
Taxes receivable - current year	654,283	-	-	-	-	654,283
Taxes receivable - prior year	48,634	-	-	-	-	48,634
Tax liens	417,771	-	-	-	-	417,771
Notes	-	-	8,509	-	145,348	153,857
Interfund loans receivable	-	2,540,042	3,550,767	-	2,190,181	8,280,990
Tax acquired property	25,728	-	-	-	-	25,728
Performance bonds	1,204,771	-	-	-	-	1,204,771
Inventories	65,126	-	-	-	37,004	102,130
<b>Total assets</b>	<b>\$ 17,751,590</b>	<b>2,603,576</b>	<b>4,939,314</b>	<b>13,839,988</b>	<b>4,152,248</b>	<b>43,286,716</b>
<b>LIABILITIES AND FUND BALANCES</b>						
Liabilities:						
Accounts payable	259,956	494,410	200,381	916,945	52,607	1,924,299
Accrued wages and benefits	250,033	2,141,965	-	-	-	2,391,998
Interfund loans payable	6,966,939	883,106	37,672	865	392,408	8,280,990
Deferred revenues	866,300	-	-	-	-	866,300
Unearned revenues	-	-	-	-	20,440	20,440
Performance bond deposits	1,204,771	-	-	-	-	1,204,771
<b>Total liabilities</b>	<b>9,547,999</b>	<b>3,519,481</b>	<b>238,053</b>	<b>917,810</b>	<b>465,455</b>	<b>14,688,798</b>
Fund balances:						
Reserved for:						
Noncurrent receivables/encumbrances	222,092	73,904	8,509	-	145,348	449,853
Nonexpendable trust principal	-	-	-	-	517,698	517,698
Inventory	65,126	-	-	-	37,004	102,130
Unreserved, designated for, reported in:						
General fund	2,581,474	-	-	-	-	2,581,474
Capital reserve fund	-	-	4,202,805	-	-	4,202,805
Special revenue fund - designated for subsequent year's budget	-	795,000	-	-	-	795,000
Special revenue fund - TIF reimbursement	-	-	-	-	145,666	145,666
Undesignated, reported in:						
General fund	5,334,899	-	-	-	-	5,334,899
Special revenue funds	-	(1,784,809)	489,947	-	2,570,029	1,275,167
Capital projects funds	-	-	-	12,922,178	43,183	12,965,361
Permanent funds	-	-	-	-	227,865	227,865
<b>Total fund balances (deficit)</b>	<b>8,203,591</b>	<b>(915,905)</b>	<b>4,701,261</b>	<b>12,922,178</b>	<b>3,686,793</b>	<b>28,597,918</b>
<b>Total liabilities and fund balances</b>	<b>\$ 17,751,590</b>	<b>2,603,576</b>	<b>4,939,314</b>	<b>13,839,988</b>	<b>4,152,248</b>	

Continued

**TOWN OF GORHAM, MAINE**  
**Balance Sheet**  
**Governmental Funds**  
**June 30, 2010**

Reconciliation of the total fund balances - total governmental funds  
to the total net assets of governmental activities:

Total fund balances - total governmental funds, Statement 3	\$	28,597,918
---	----	------------

Amounts reported for governmental activities in the statement of  
net assets (Statement 1) are different because:

Capital assets used in governmental activities are not financial  
resources and therefore not reported in the funds. More  
specifically:

Non-depreciable capital assets	\$ 10,776,501	
Depreciable capital assets, net	56,317,165	67,093,666

Long-term liabilities are not due and payable in the current period  
and therefore not reported in the funds:

General obligation bonds	\$ 46,509,330	
Capital leases	429,878	
Compensated absences	872,596	
Accrued interest payable	361,827	
Other postemployment benefits liability	230,030	(48,403,661)

Deferred revenues — more specifically, property taxes  
not reported on Statement 1

866,300

**Net assets of governmental activities**

**\$ 48,154,223**

*See accompanying notes to financial statements.*

**TOWN OF GORHAM, MAINE**  
**Statement of Revenues, Expenditures and Changes in Fund Balances**  
**Governmental Funds**

For the year ended June 30, 2010

		Elementary					
		General	School Operations Fund	Capital Reserve Fund	School Capital Projects Fund	Other Governmental Funds	Total Governmental Funds
<b>Revenues:</b>							
Taxes	\$	21,299,325	-	-	-	469,315	21,768,640
Licenses and permits		300,923	-	-	-	-	300,923
Intergovernmental		1,877,802	19,741,066	10,166	-	2,793,987	24,423,021
Investment income		31,672	-	2,988	31,864	32,419	98,943
Charges for services		1,373,826	41,122	15,471	-	994,711	2,425,130
Other revenues		1,122,237	31,858	139,742	99,498	802,031	2,195,366
<b>Total revenues</b>		<b>26,005,785</b>	<b>19,814,046</b>	<b>168,367</b>	<b>131,362</b>	<b>5,092,463</b>	<b>51,212,023</b>
<b>Expenditures:</b>							
<b>Current:</b>							
General government		4,060,023	-	-	-	-	4,060,023
Public safety		3,205,708	-	-	-	89,869	3,295,577
Public works		2,259,362	-	-	-	1,049,179	3,308,541
Health & welfare		74,469	-	-	-	-	74,469
Recreation		1,181,121	-	-	-	21,865	1,202,986
Development		321,323	-	-	-	-	321,323
Unclassified		-	-	-	-	229,345	229,345
<b>Education</b>							
Regular instruction		-	12,861,806	-	-	-	12,861,806
Special education		-	4,420,651	-	-	-	4,420,651
CTE instruction		-	370,469	-	-	-	370,469
Other instruction		-	511,467	-	-	-	511,467
Student and staff support		-	2,513,880	-	-	-	2,513,880
System administration		-	710,019	-	-	-	710,019
School administration		-	1,604,236	-	-	-	1,604,236
Transportation		-	1,374,520	-	-	-	1,374,520
Facilities maintenance		-	2,631,055	-	-	-	2,631,055

**TOWN OF GORHAM, MAINE**  
**Statement of Revenues, Expenditures and Changes in Fund Balances**  
**Governmental Funds**  
**For the year ended June 30, 2010**

		General	School Operations Fund	Capital Reserve Fund	Elementary School Capital Projects Fund	Other Governmental Funds	Total Governmental Funds
Education:							
Maine PERS on-behalf payments	\$	-	2,764,862	-	-	-	2,764,862
Adult education		-	266,097	-	-	-	266,097
Grants and other special uses		-	-	-	-	2,502,523	2,502,523
Food services		-	-	-	-	798,284	798,284
Debt service:							
Principal		787,772	1,821,878	-	-	-	2,609,650
Interest and other charges		439,831	771,727	-	23,927	-	1,235,485
Capital maintenance		-	146,972	566,990	-	-	713,962
Capital improvements		-	-	653,398	5,879,939	-	6,533,337
Total expenditures		12,329,609	32,769,639	1,220,388	5,903,866	4,691,065	56,914,567
Excess (deficiency) of revenues over (under) expenditures		13,676,176	(12,955,593)	(1,052,021)	(5,772,504)	401,398	(5,702,544)
Other financing sources (uses):							
Long-term debt issued		-	-	-	20,384,680	-	20,384,680
Capital leases		-	146,972	-	-	-	146,972
Transfers in		339,059	12,551,961	1,210,161	-	-	14,101,181
Transfers out		(13,568,494)	-	-	(235,000)	(297,687)	(14,101,181)
Total other financing sources (uses)		(13,229,435)	12,698,933	1,210,161	20,149,680	(297,687)	20,531,652
Net change in fund balances		446,741	(256,660)	158,140	14,377,176	103,711	14,829,108
Fund balances (deficit), beginning of year		7,756,850	(659,245)	4,543,121	(1,454,998)	3,583,082	13,768,810
Fund balances (deficit), end of year	\$	8,203,591	(915,905)	4,701,261	12,922,178	3,686,793	28,597,918

See accompanying notes to financial statements.

**TOWN OF GORHAM, MAINE**  
**Reconciliation of the Statement of Revenues, Expenditures**  
**and Changes in Fund Balances of Governmental Funds**  
**to the Statement of Activities**  
**For the year ended June 30, 2010**

---

Net change in fund balances - total governmental funds (from Statement 4) \$ 14,829,108

Amounts reported for governmental activities in the statement of activities (Statement 2) are different because:

Governmental funds report capital outlays as expenditures. However, in the statement of activities, the cost of those assets is allocated over their estimated useful lives as depreciation expense. This is the amount by which capital outlays (\$7,768,061) exceeded depreciation expense (\$3,251,488) and loss on disposal (\$5,925) in the current period. (Note 6)	4,510,648
Revenues in the statement of activities that do not provide current financial resources are not reported as revenues in the funds.	34,300
Repayment of bond principal is an expenditure in the governmental funds, but the repayment reduces long-term liabilities in the statement of net assets. (Note 11)	2,609,650
Long-term liabilities are not due and payable in the current period and therefore are not reported in the funds. More specifically, this represents the change in long-term accrued compensated absences. (Note 11)	(21,576)
Long-term liabilities are not due and payable in the current period and therefore are not reported in the funds. More specifically, this represents the change in long-term capital leases. (Note 11)	125,464
Long-term liabilities are not due and payable in the current period and therefore are not reported in the funds. More specifically, this represents the change in other post employment benefits liability. (Note 11)	(96,767)
Long-term liabilities are not due and payable in the current period and therefore are not reported in the funds. More specifically, this represents the change in accrued bond interest payable.	(152,473)

---

Change in net assets of governmental activities (see Statement 2) \$ 1,453,674

*See accompanying notes to financial statements.*



**TOWN OF GORHAM, MAINE**  
**Statement of Revenues, Expenditures and Changes in Fund Balances**  
**Budget and Actual - Budgetary Basis**  
**All Budgeted Governmental Funds**  
**For the year ended June 30, 2010**

	General Fund			Variance with final budget positive (negative)
	Budgeted amounts		Actual	
	Original	Final		
Revenues:				
Taxes	\$ 21,050,957	21,050,957	21,299,325	248,368
Licenses and permits	228,275	228,275	300,923	72,648
Intergovernmental	2,042,490	2,042,490	1,877,802	(164,688)
Investment income	60,000	60,000	31,672	(28,328)
Charges for services	1,180,425	1,180,425	1,373,826	193,401
Other revenues	178,879	178,879	1,122,237	943,358
Total revenues	24,741,026	24,741,026	26,005,785	1,264,759
Expenditures:				
Current:				
General government	1,990,399	1,993,424	1,956,289	37,135
Public safety	3,448,075	3,448,075	3,293,196	154,879
Public works	2,302,667	2,302,667	2,269,340	33,327
Health and welfare	81,235	81,235	74,469	6,766
Recreation	685,659	685,659	1,210,690	(525,031)
Development	361,341	361,341	327,917	33,424
Insurances and employee benefits	1,874,304	1,874,304	1,874,056	248
Unclassified	204,989	201,964	256,145	(54,181)
Debt service	1,229,092	1,229,092	1,227,603	1,489
Total expenditures	12,177,761	12,177,761	12,489,705	(311,944)
Excess of revenues over expenditures	12,563,265	12,563,265	13,516,080	952,815
Other financing sources (uses):				
Transfers to special revenue - school operations	(12,551,333)	(12,551,333)	(12,551,333)	-
Transfers to special revenue - capital reserve	(241,564)	(241,564)	(1,017,161)	(775,597)
Transfer in special revenue - Economic Development	-	-	67,427	67,427
Transfers in special revenue - TIF	229,632	229,632	229,632	-
Transfer in capital project - Elementary School project	-	-	42,000	42,000
Total other financing sources (uses)	(12,563,265)	(12,563,265)	(13,229,435)	(666,170)
Excess of revenues and other financing sources over expenditures and other financing uses - budgetary basis	-	-	286,645	286,645
Reconciliation to GAAP basis:				
Change in encumbrances			160,096	
Net change in fund balance			446,741	
Fund balances, beginning of year			7,756,850	
Fund balances, end of year	\$		8,203,591	

TOWN OF GORHAM, MAINE  
Statement of Revenues, Expenditures and Changes in Fund Balances  
Budget and Actual - Budgetary Basis  
All Budgeted Governmental Funds  
For the year ended June 30, 2010

Budgeted Special Revenue Funds				
School Operations Fund				
	Budgeted amounts		Actual	Variance with final budget positive (negative)
	Original	Final		
Revenues:				
Intergovernmental	\$ 17,088,383	17,088,383	16,976,204	(112,179)
Charges for services	28,000	28,000	41,122	13,122
Other revenues	10,000	10,000	31,858	21,858
Total revenues	17,126,383	17,126,383	17,049,184	(77,199)
Expenditures:				
Current:				
Regular instruction	12,604,107	12,604,107	12,719,022	(114,915)
Special education	4,693,097	4,693,097	4,597,327	95,770
CTE instruction	371,065	371,065	370,469	596
Other instruction	527,162	527,162	514,881	12,281
Student and staff support	2,209,348	2,209,348	2,291,496	(82,148)
System administration	638,292	638,292	647,466	(9,174)
School administration	1,625,255	1,625,255	1,585,732	39,523
Transportation	1,381,925	1,381,925	1,370,560	11,365
Facilities maintenance	2,775,499	2,775,499	2,418,511	356,988
Adult education	260,446	260,446	268,349	(7,903)
Debt service	2,591,520	2,591,520	2,593,605	(2,085)
Total expenditures	29,677,716	29,677,716	29,377,418	300,298
Excess (deficiency) of revenues over (under) expenditures	(12,551,333)	(12,551,333)	(12,328,234)	223,099
Other financing sources:				
Transfers in general fund	12,551,333	12,551,333	12,551,333	-
Transfer in special revenue - School Grants	-	-	628	628
Total other financing sources	12,551,333	12,551,333	12,551,961	628
Excess of revenues and other financing sources over expenditures and other financing uses - budgetary basis	-	-	223,727	223,727
Reconciliation to GAAP basis:				
Change in accrued payroll			147,980	
Change in encumbrances			(628,367)	
Net change in fund balance			(256,660)	
Fund balances (deficit), beginning of year			(659,245)	
Fund balances (deficit), end of year	\$		(915,905)	

*See accompanying notes to financial statements.*

**TOWN OF GORHAM, MAINE**  
**Statement of Fiduciary Net Assets**  
**Fiduciary Funds**  
**June 30, 2010**

	School & Student Activity Funds	Scholarships Private-purpose Trust Funds
<b>ASSETS</b>		
Cash	\$ 298,939	-
Investments	-	45,681
<b>Total assets</b>	<b>298,939</b>	<b>45,681</b>
<b>LIABILITIES</b>		
Due to student groups	298,939	-
Accounts payable	-	550
<b>Total liabilities</b>	<b>298,939</b>	<b>550</b>
<b>NET ASSETS</b>		
Held in trust	\$ -	45,131

*See accompanying notes to financial statements.*

**TOWN OF GORHAM, MAINE**  
**Statement of Changes in Fiduciary Net Assets**  
**Fiduciary Funds**  
**For the year ended June 30, 2010**

	Scholarships Private-purpose Trust Funds
Additions:	
Donations	\$ 9,860
Investment income	1,493
Total additions	11,353
Deductions:	
Scholarships awarded	550
Total deductions	550
Change in net assets	10,803
Net assets, beginning of year	34,328
Net assets, end of year	\$ 45,131

*See accompanying notes to financial statements.*